INTERSECTION
GROUP

Upgrade to Galaxy Class: The Milky Way Enterprise Map

Annika Klyver
Milan Guenther

TRATON
SCANIA

Enterprise
Design
Associates

teamenu

Intersection Group is a **Non Profit Association**

EDGY: a language for Enterprise Design

An open source language to tackle key enterprise challenges by design.

INTERSECTION 26

Community and Events

Events for a growing global community of practitioners. Next up: Montréal, Oct 26.



WOLFGANG GOEBL, MILAN GUENTHER, BARD PAPEGAAIJ

ENTERPRISE DESIGN PATTERNS

35 WAYS TO RADICALLY INCREASE THE IMPACT ON YOUR ENTERPRISE

Learning and Publications

Books, certifying courses and digital tools delivered with our partners.

Get in touch to learn more

Join us

INTERSECTION GROUP
From Enterprise Design Theory to Practice: Inside the EDGY Sandbox
Helgi Björgvinsson
Wolfgang Goebl
Webinar | February 26 | 5 pm CET

From Enterprise Design Theory to Practice: Inside the EDGY Sandbox

Webinar

February 26, 2026, 5pm, CET (Berlin, Paris)

Online

INTERSECTION Academy
EDGY
Enterprise Scan
Cohort-based online course | March | Europe & east coast times

The EDGY Enterprise Scan | Online Course | March 2026

Online cohort-based course

Training

March 10–31, 2026, Tuesdays & Thursdays | 4pm-6pm CET

Online

Partnership Program for Enterprises and Solution Providers

- Help ensure the development of EDGY and our not-for-profit association
- Get support in using and establishing EDGY in your enterprise
- Get your team trained and certified
- Secure your spot as a sponsor at our annual Intersection Conference

Get in touch to learn more

The Milky Way
Enterprise Map

1 **Why a geography?**

2 **Reading a map**

3 **Making a map**

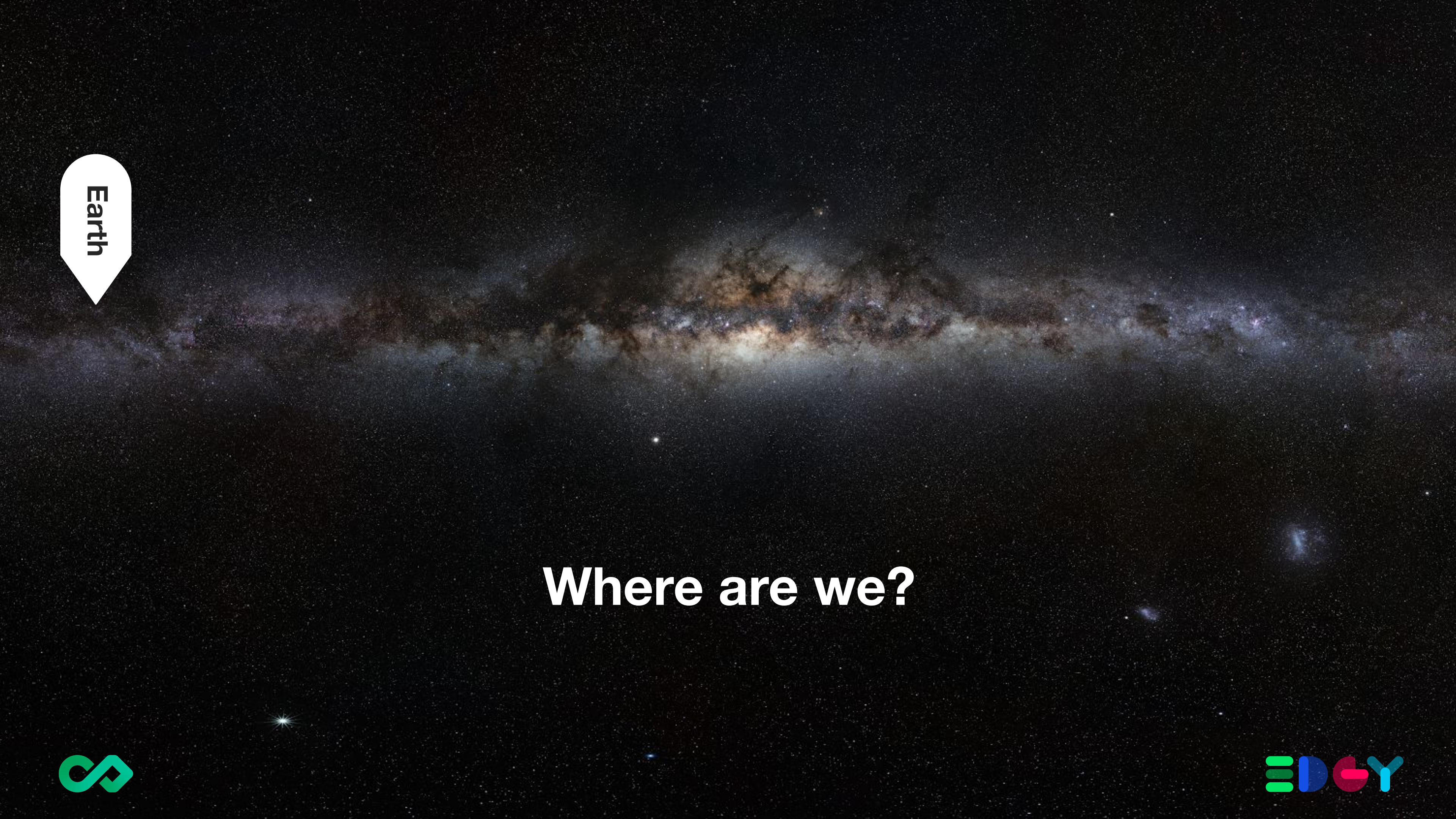

Where are we?


bla bla
bla...

What are we really talking about?

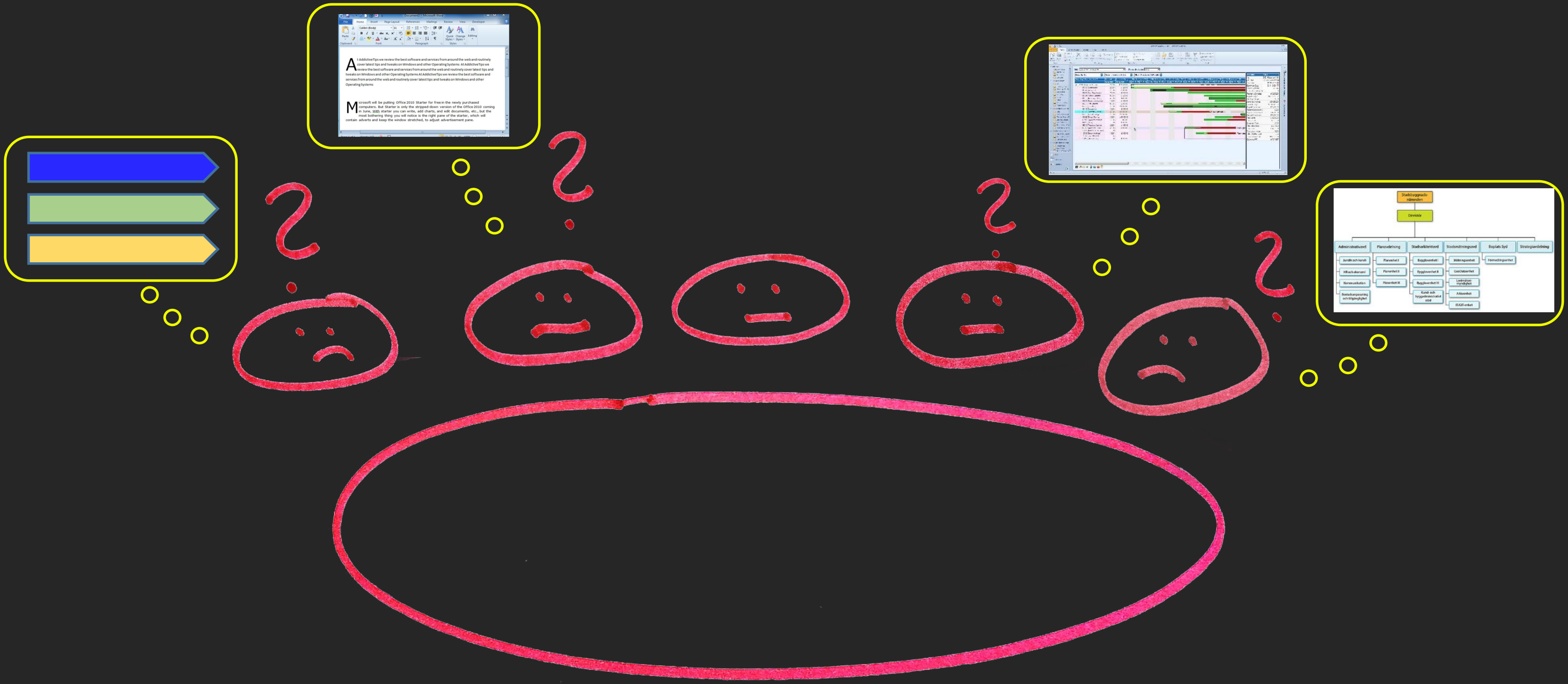

What about other mental models?

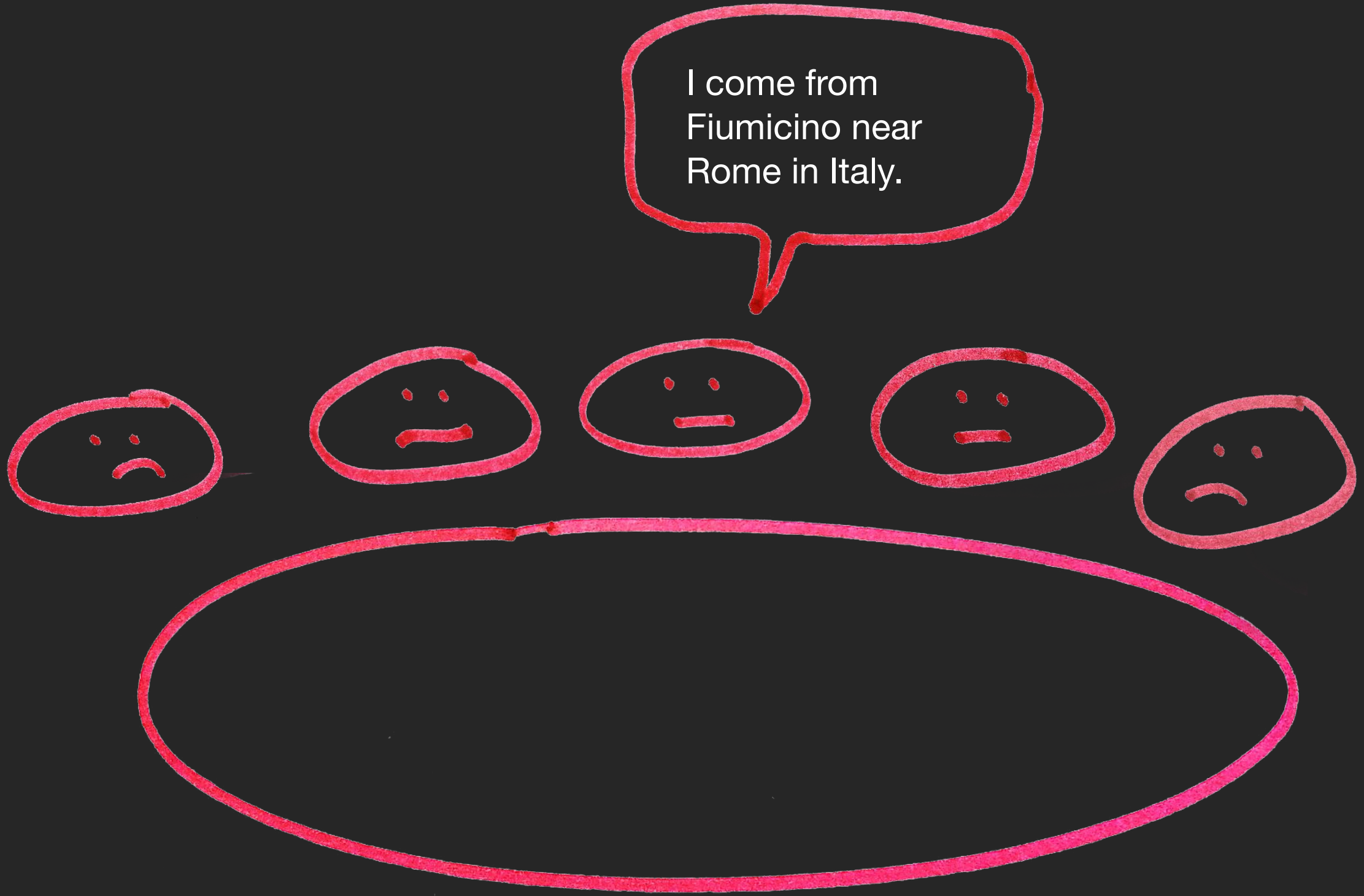
I come from Fiumicino near Rome in Italy.

We all start from the same model!

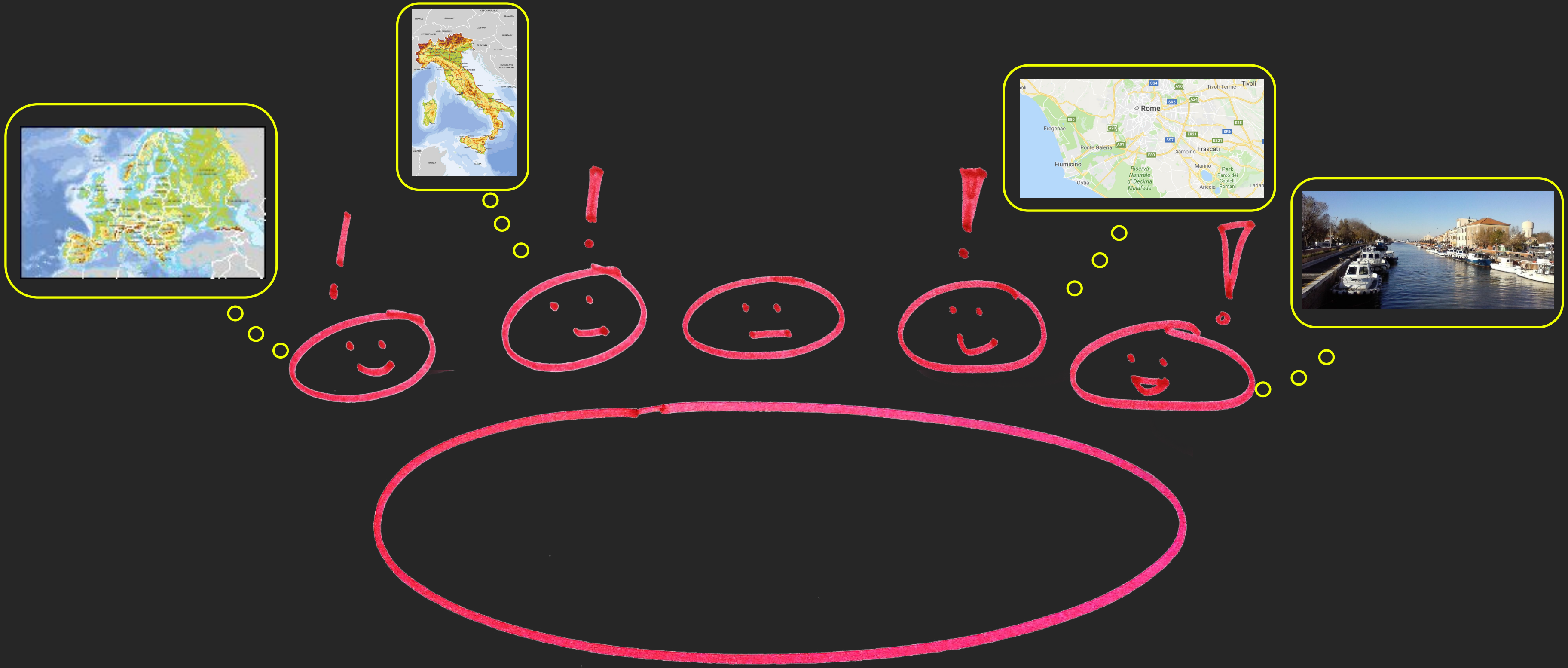
Tivoli Terme
Tivoli
Rome
Fregenae
Ponte Galeria
Fiumicino
Ostia
Ciampino
Frascati
Marino
Riserva Naturale di Decima Malafede
Park Parco dei Castelli Romani
Ariccia

© 2002, ODT, Incorpo

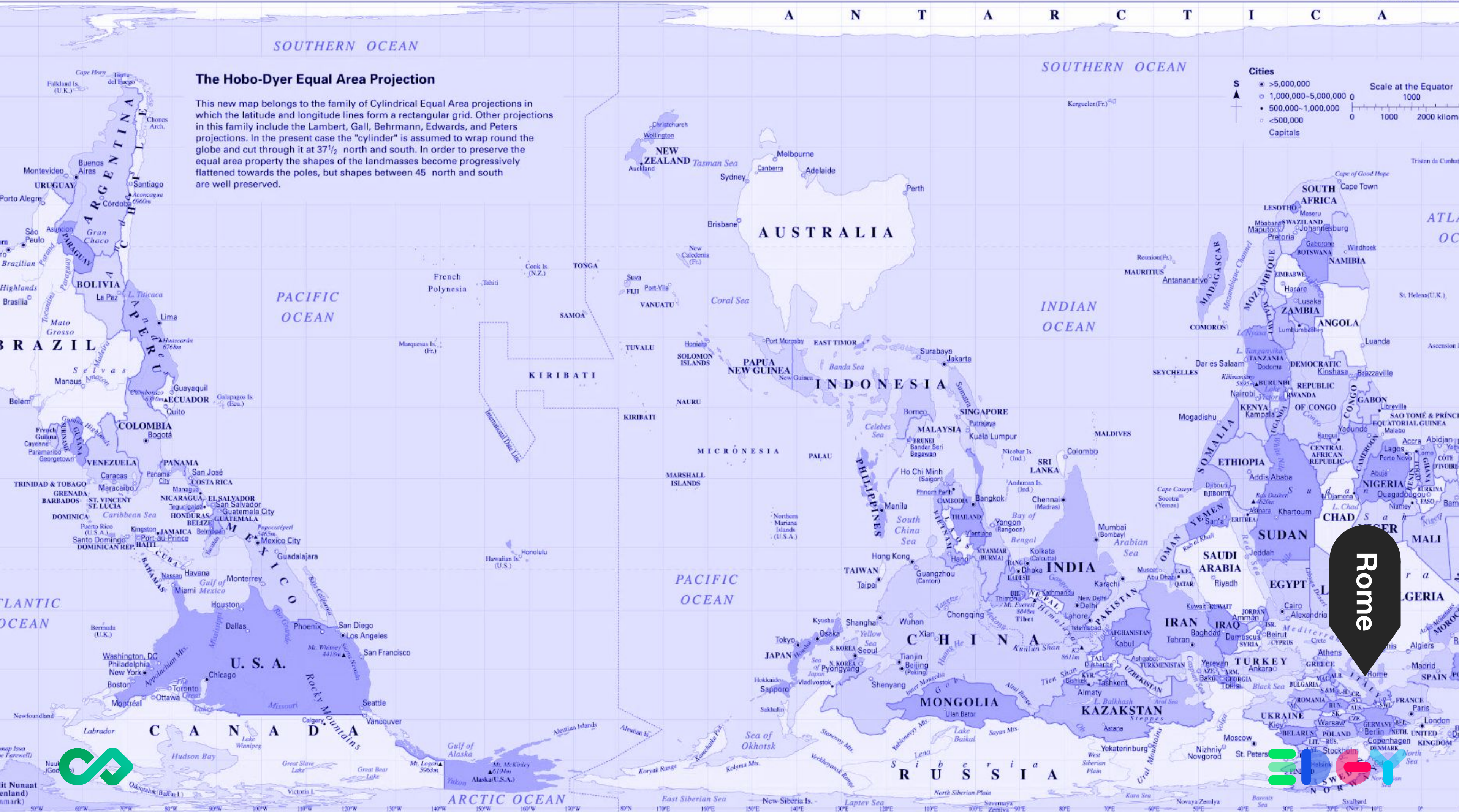

The Hobo-Dyer Equal Area Projection

This new map belongs to the family of Cylindrical Equal Area projections in which the latitude and longitude lines form a rectangular grid. Other projections in this family include the Lambert, Gall, Behrmann, Edwards, and Peters projections. In the present case the "cylinder" is assumed to wrap round the globe and cut through it at 37½ north and south. In order to preserve the equal area property the shapes of the landmasses become progressively flattened towards the poles, but shapes between 45 north and south are well preserved.

A N T A R C T I C A
SOUTHERN OCEAN
SOUTHERN OCEAN
Cities
S
>5,000,000
1,000,000–5,000,000
500,000–1,000,000
<500,000
Capitals
Scale at the Equator
0
1000
0
1000
2000 kilom
PACIFIC OCEAN
PACIFIC OCEAN
INDIAN OCEAN
ATLANTIC OCEAN
ARCTIC OCEAN
AUSTRALIA
NEW ZEALAND
Tasman Sea
Coral Sea
PAPUA NEW GUINEA
I N D O N E S I A
MICRONESIA
KIRIBATI
French Polynesia
TONGA
SAMOA
FIJI
VANUATU
TUVALU
SOLOMON ISLANDS
NAURU
MARSHALL ISLANDS
PALAU
PHILIPPINES
South China Sea
MALAYSIA
SINGAPORE
THAILAND
VIETNAM
CAMBODIA
MYANMAR (BURMA)
BANGLADESH
INDIA
SRI LANKA
MALDIVES
NEPAL
Bay of Bengal
Arabian Sea
PAKISTAN
AFGHANISTAN
IRAN
IRAQ
SAUDI ARABIA
YEMEN
OMAN
C H I N A
MONGOLIA
KAZAKSTAN
UZBEKISTAN
TURKMENISTAN
JAPAN
S. KOREA
N. KOREA
TAIWAN
Hong Kong
R U S S I A
Sea of Okhotsk
TURKEY
EGYPT
SUDAN
ETHIOPIA
SOMALIA
KENYA
TANZANIA
MOZAMBIQUE
MADAGASCAR
ZAMBIA
ZIMBABWE
BOTSWANA
NAMIBIA
SOUTH AFRICA
ANGOLA
DEMOCRATIC REPUBLIC OF CONGO
CENTRAL AFRICAN REPUBLIC
CHAD
NIGER
NIGERIA
MALI
ALGERIA
LIBYA
UKRAINE
POLAND
GERMANY
FRANCE
SPAIN
ITALY
GREECE
UNITED KINGDOM
NORWAY
SWEDEN
Rome
Mediterranean Sea
Black Sea
U. S. A.
C A N A D A
MEXICO
Gulf of Mexico
Caribbean Sea
CUBA
JAMAICA
HAITI
DOMINICAN REP.
GUATEMALA
HONDURAS
NICARAGUA
COSTA RICA
PANAMA
COLOMBIA
VENEZUELA
ECUADOR
PERU
BOLIVIA
PARAGUAY
URUGUAY
ARGENTINA
CHILE
BRAZIL
Hudson Bay
Gulf of Alaska
Hawaiian Is. (U.S.)
International Date Line

What is a map?

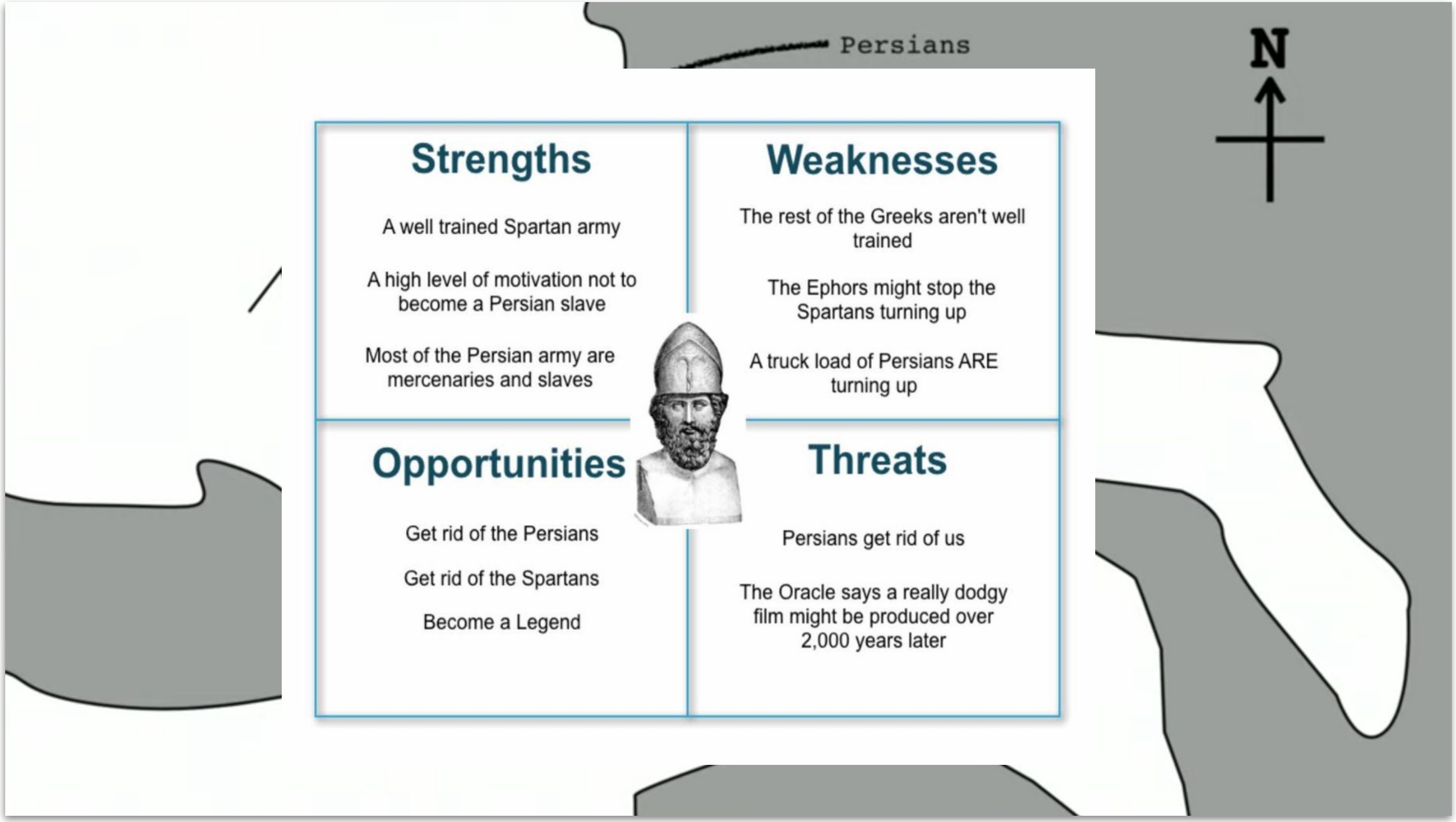

Strengths

A well trained Spartan army

A high level of motivation not to become a Persian slave

Most of the Persian army are mercenaries and slaves

Weaknesses

The rest of the Greeks aren't well trained

The Ephors might stop the Spartans turning up

A truck load of Persians ARE turning up

Opportunities

Get rid of the Persians

Get rid of the Spartans

Become a Legend

Threats

Persians get rid of us

The Oracle says a really dodgy film might be produced over 2,000 years later

Simon Wardley

The Milky Way
Enterprise Map

1 Why a geography?

2 Reading a map

3 Making a map

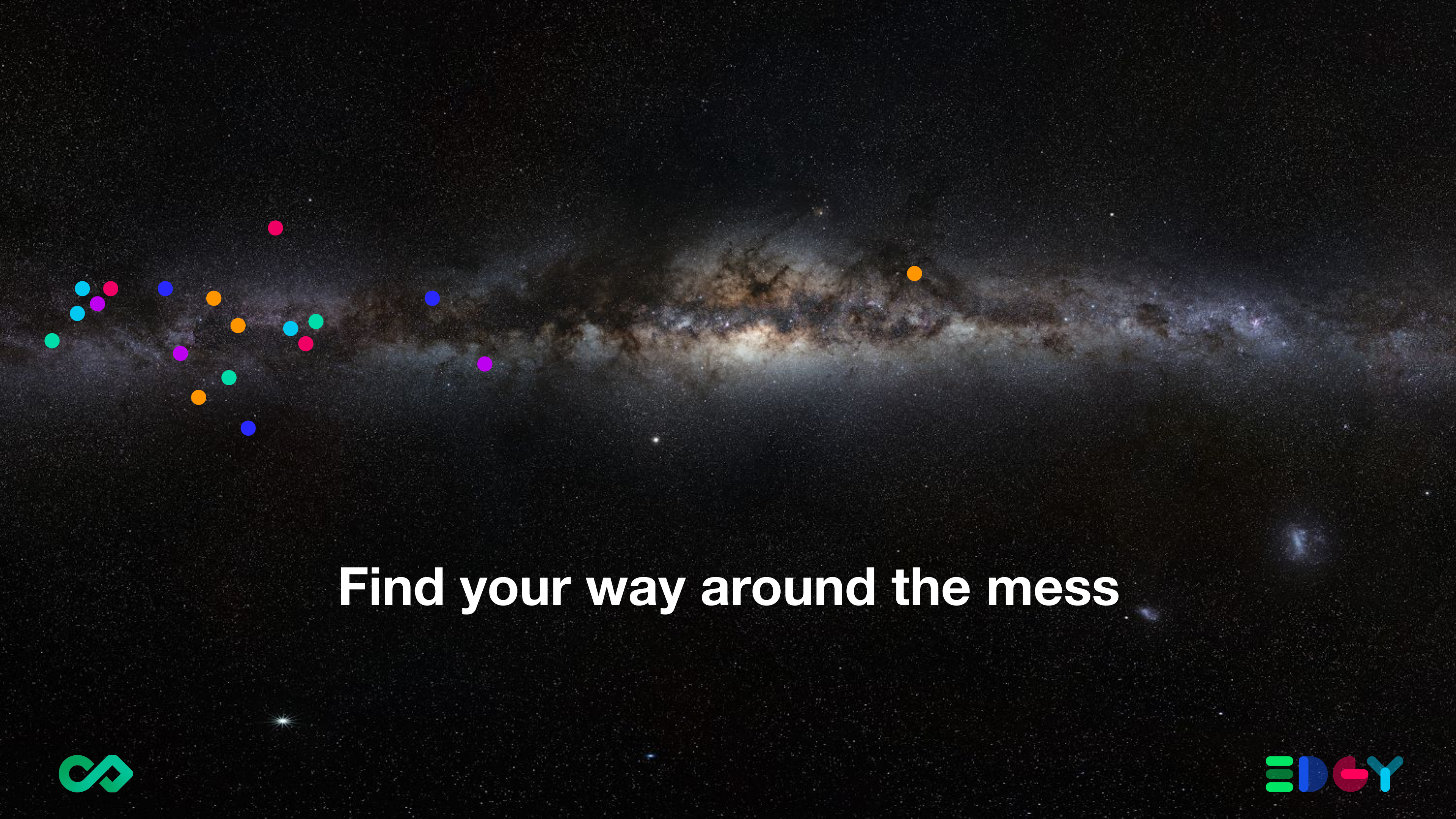

Find your way around the mess

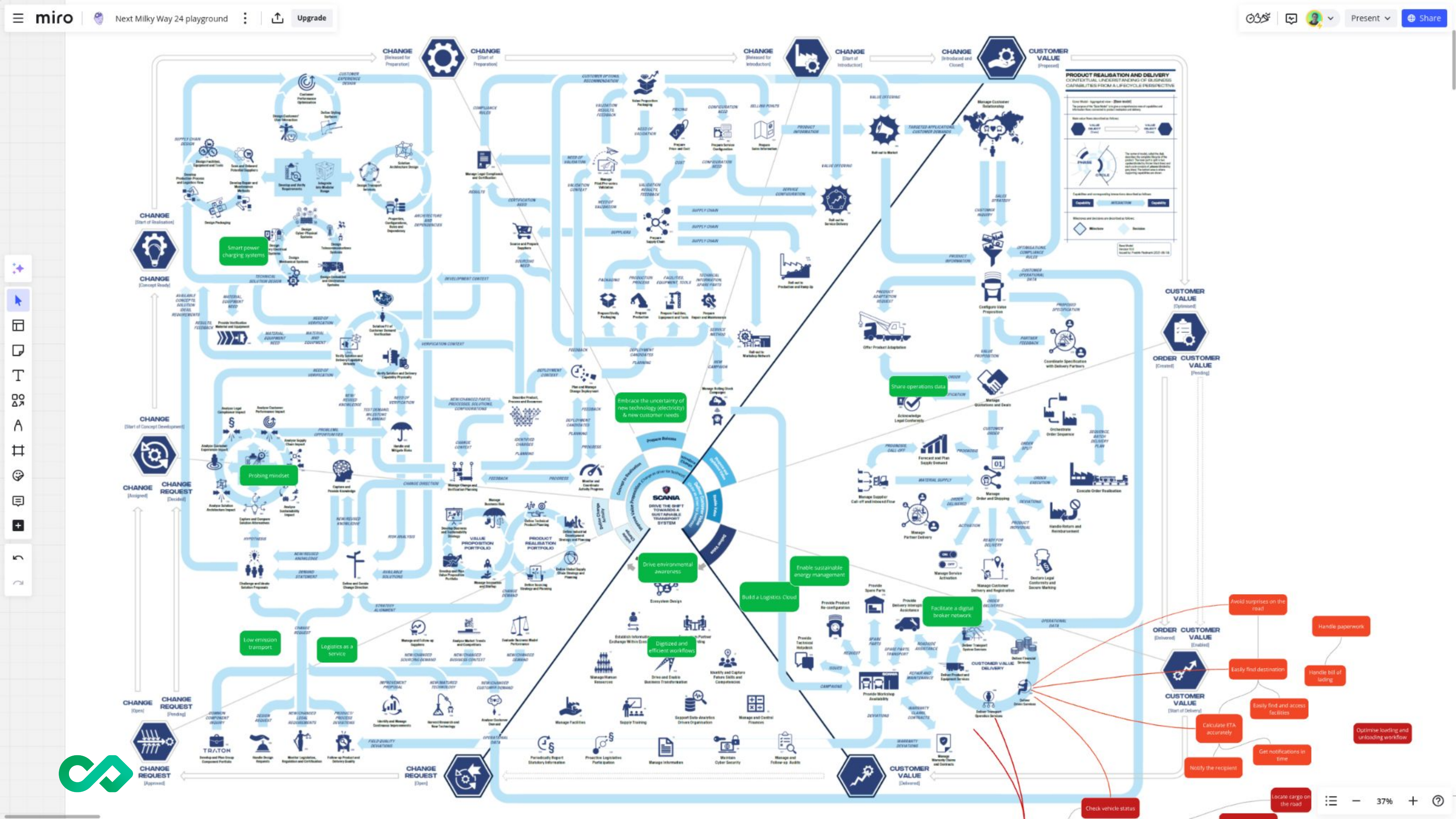
miro
Next Milky Way 24 playground
Upgrade
Present
Share
CHANGE
[Released for Preparation]
CHANGE
[Start of Preparation]
CHANGE
[Released for Introduction]
CHANGE
[Start of Introduction]
CHANGE
[Introduced and Closed]
CUSTOMER VALUE
[Proposed]
PRODUCT REALISATION AND DELIVERY
CONTEXTUAL UNDERSTANDING OF BUSINESS CAPABILITIES FROM A LIFECYCLE PERSPECTIVE
CHANGE
[Start of Realisation]
CHANGE
[Concept Ready]
CHANGE
[Start of Concept Development]
CHANGE
[Assigned]
CHANGE REQUEST
[Decided]
CHANGE
[Open]
CHANGE REQUEST
[Pending]
CHANGE REQUEST
[Approved]
CHANGE REQUEST
[Open]
CUSTOMER VALUE
[Delivered]
CUSTOMER VALUE
[Optimised]
ORDER
[Created]
CUSTOMER VALUE
[Pending]
ORDER
[Delivered]
CUSTOMER VALUE
[Enabled]
CUSTOMER VALUE
[Start of Delivery]
SCANIA
DRIVE THE SHIFT TOWARDS A SUSTAINABLE TRANSPORT SYSTEM
Prepare Release
Introduce Change
Concept to Realisation
Define Change Activity
Deliver Value
Enable Value
VALUE PROPOSITION PORTFOLIO
PRODUCT REALISATION PORTFOLIO
CUSTOMER VALUE DELIVERY
TRATON
Ecosystem Design
Manage Human Resources
Drive and Enable Business Transformation
Identify and Capture Future Skills and Competencies
Provide Spare Parts
Provide Product Re-configuration
Provide Technical Helpdesk
Smart power charging systems
Probing mindset
Embrace the uncertainty of new technology (electricity) & new customer needs
Share operations data
Drive environmental awareness
Enable sustainable energy management
Build a Logistics Cloud
Facilitate a digital broker network
Digitized and efficient workflows
Low emission transport
Logistics as a service
Avoid surprises on the road
Handle paperwork
Easily find destination
Handle bill of lading
Easily find and access facilities
Calculate ETA accurately
Optimise loading and unloading workflow
Get notifications in time
Notify the recipient
Check vehicle status
Locate cargo on the road
37%

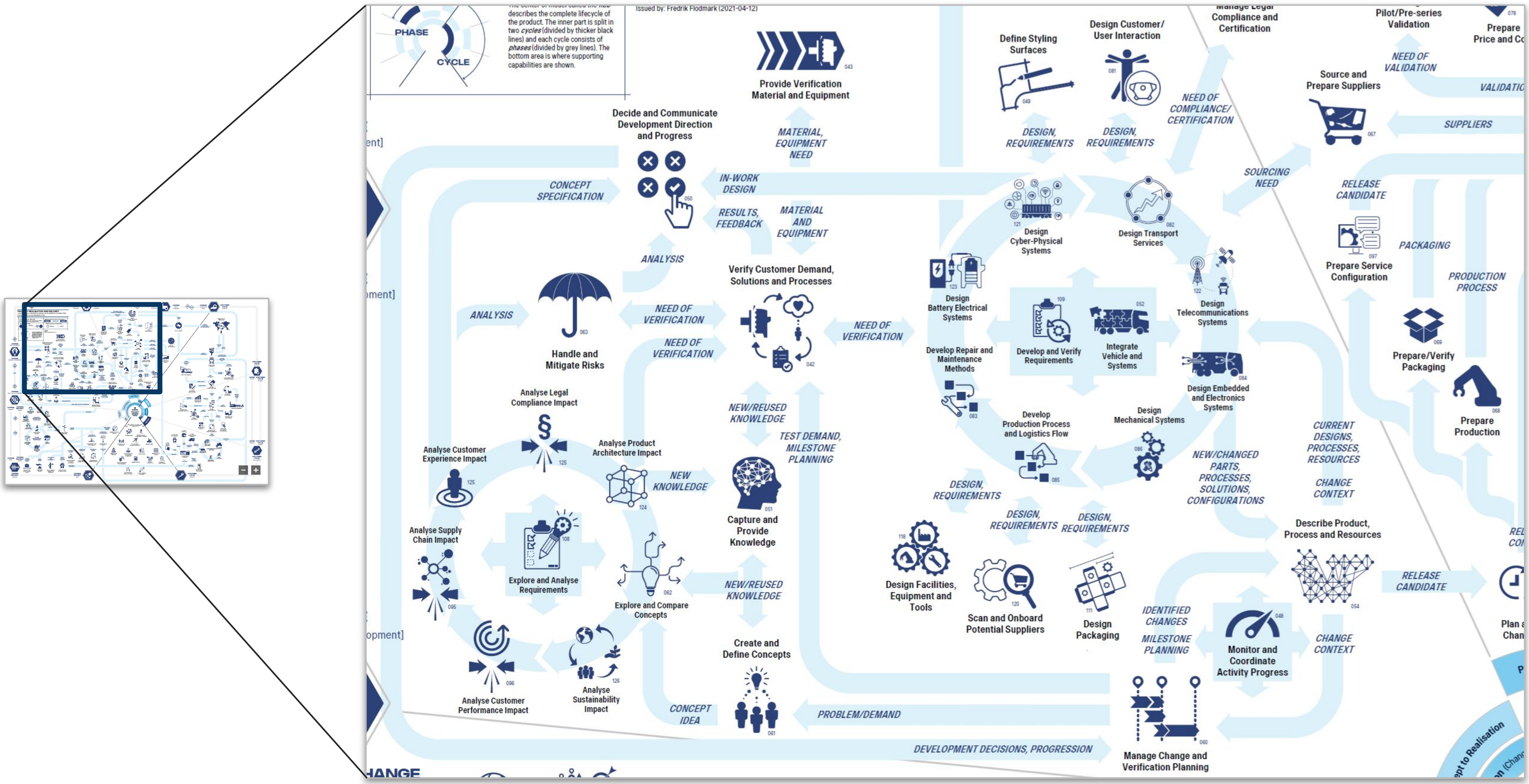
PHASE
CYCLE
describes the complete lifecycle of the product. The inner part is split in two *cycles* (divided by thicker black lines) and each cycle consists of *phases* (divided by grey lines). The bottom area is where supporting capabilities are shown.
Issued by: Fredrik Flodmark (2021-04-12)
Provide Verification Material and Equipment
043
Define Styling Surfaces
049
Design Customer/ User Interaction
081
Compliance and Certification
Pilot/Pre-series Validation
Prepare Price and Co
Decide and Communicate Development Direction and Progress
050
MATERIAL, EQUIPMENT NEED
DESIGN, REQUIREMENTS
DESIGN, REQUIREMENTS
NEED OF COMPLIANCE/ CERTIFICATION
NEED OF VALIDATION
VALIDATIO
Source and Prepare Suppliers
067
SUPPLIERS
CONCEPT SPECIFICATION
IN-WORK DESIGN
RESULTS, FEEDBACK
MATERIAL AND EQUIPMENT
SOURCING NEED
RELEASE CANDIDATE
Design Cyber-Physical Systems
121
Design Transport Services
082
Prepare Service Configuration
097
PACKAGING
ANALYSIS
ANALYSIS
Verify Customer Demand, Solutions and Processes
042
Design Battery Electrical Systems
123
Design Telecommunications Systems
122
PRODUCTION PROCESS
Handle and Mitigate Risks
063
NEED OF VERIFICATION
NEED OF VERIFICATION
NEED OF VERIFICATION
Develop Repair and Maintenance Methods
083
Develop and Verify Requirements
109
Integrate Vehicle and Systems
052
Prepare/Verify Packaging
069
Design Embedded and Electronics Systems
084
Prepare Production
068
Analyse Legal Compliance Impact
125
NEW/REUSED KNOWLEDGE
TEST DEMAND, MILESTONE PLANNING
Develop Production Process and Logistics Flow
085
Design Mechanical Systems
086
CURRENT DESIGNS, PROCESSES, RESOURCES
Analyse Customer Experience Impact
125
Analyse Product Architecture Impact
124
NEW KNOWLEDGE
Capture and Provide Knowledge
051
NEW/CHANGED PARTS, PROCESSES, SOLUTIONS, CONFIGURATIONS
CHANGE CONTEXT
DESIGN, REQUIREMENTS
DESIGN, REQUIREMENTS
DESIGN, REQUIREMENTS
Describe Product, Process and Resources
054
Analyse Supply Chain Impact
095
Explore and Analyse Requirements
108
Explore and Compare Concepts
062
NEW/REUSED KNOWLEDGE
Design Facilities, Equipment and Tools
118
Scan and Onboard Potential Suppliers
120
Design Packaging
111
RELEASE CANDIDATE
IDENTIFIED CHANGES
MILESTONE PLANNING
Monitor and Coordinate Activity Progress
048
CHANGE CONTEXT
Plan a Chan
Analyse Customer Performance Impact
096
Analyse Sustainability Impact
126
Create and Define Concepts
061
CONCEPT IDEA
PROBLEM/DEMAND
DEVELOPMENT DECISIONS, PROGRESSION
Manage Change and Verification Planning
060
ent]
pment]
opment]
HANGE
pt to Realisation

Enterprise Design Facets

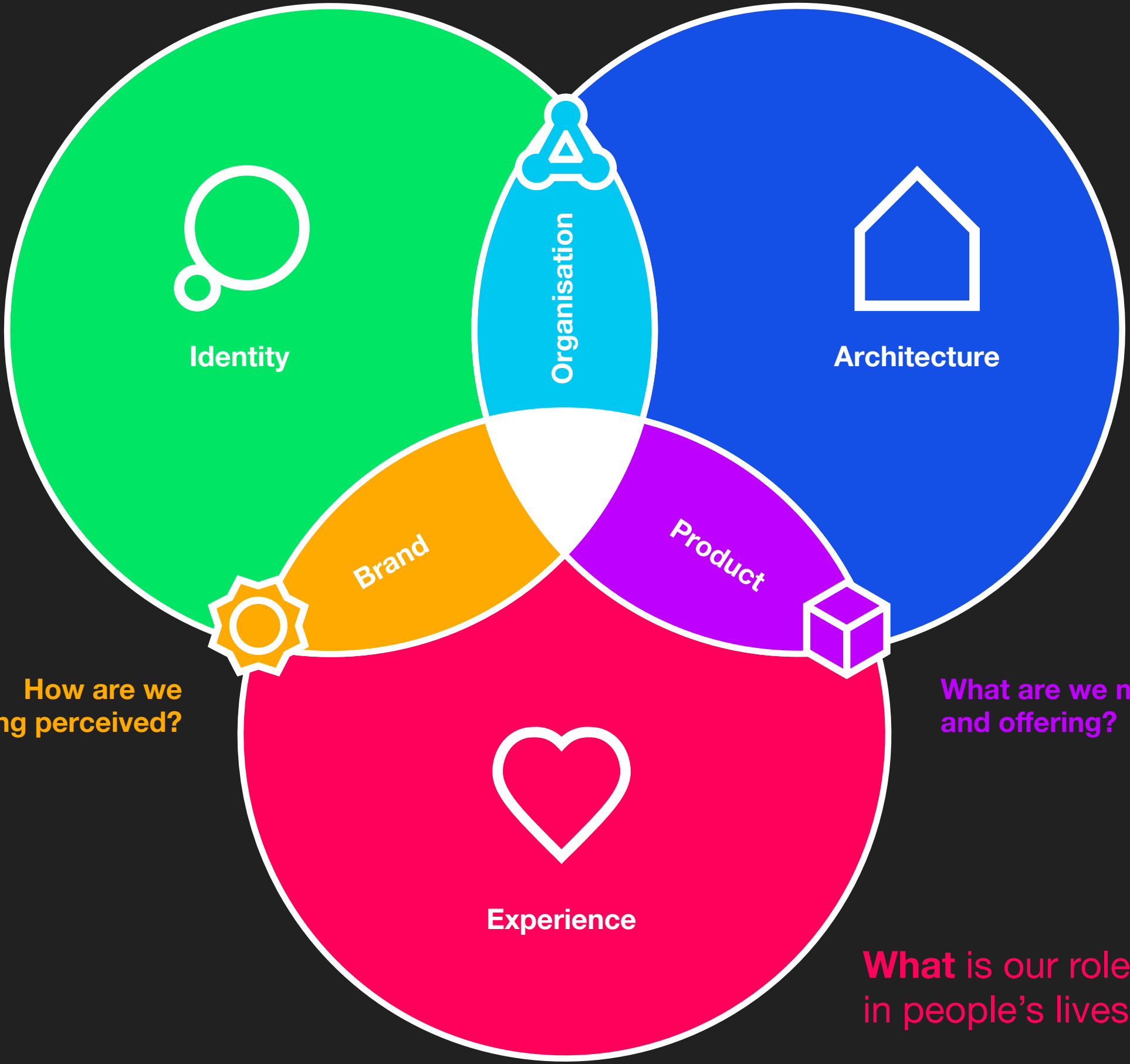
Identity
Organisation
Architecture
Brand
Product
Experience

How do we work together as a team?

How are we operating and what are we capable of achieving?

Why do we exist, who are we, what matters to us?

How are we being perceived?

What are we making and offering?

What is our role in people’s lives?

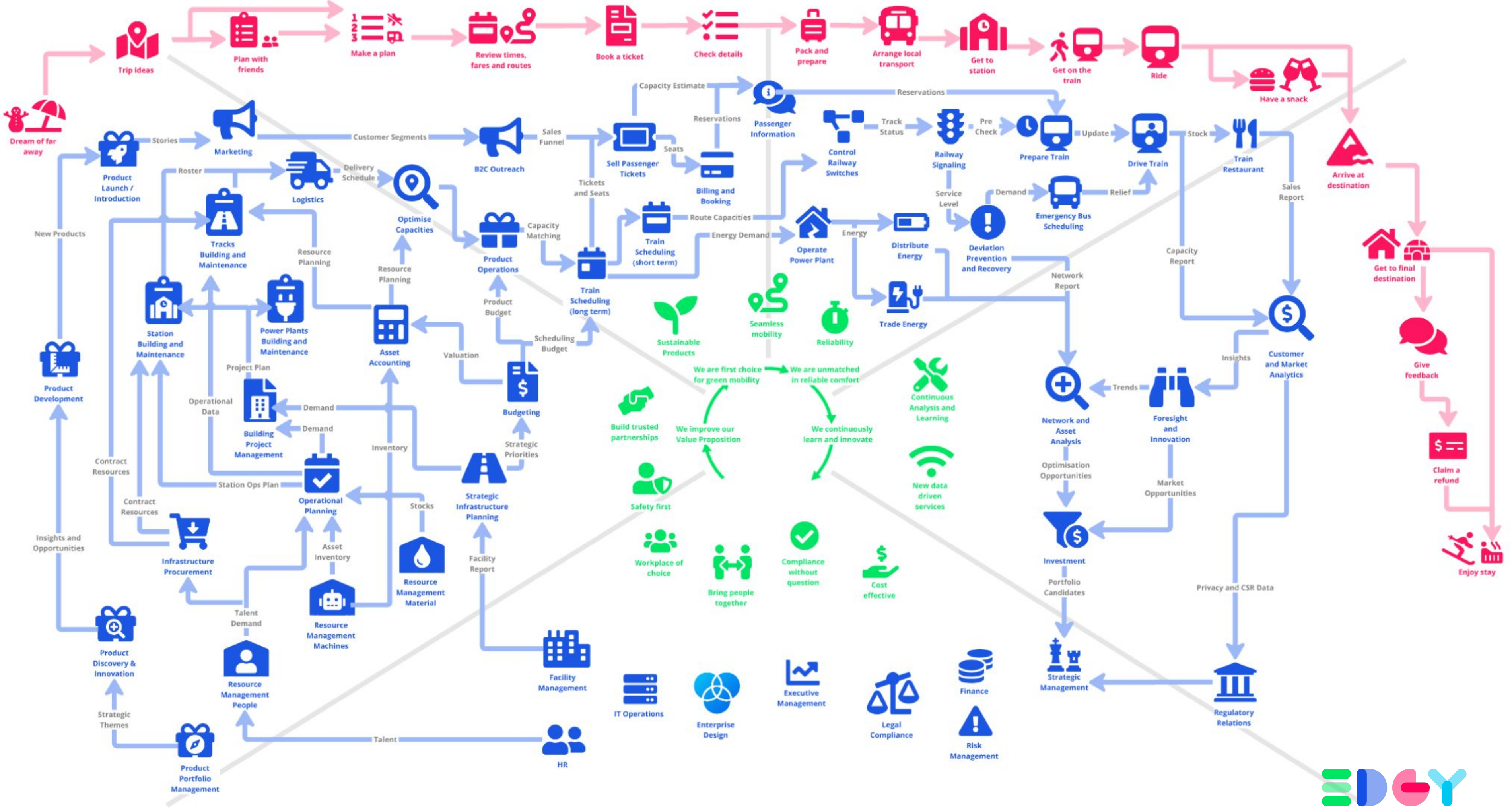

Dream of far away
Trip ideas
Plan with friends
Make a plan
Review times, fares and routes
Book a ticket
Check details
Pack and prepare
Arrange local transport
Get to station
Get on the train
Ride
Have a snack
Arrive at destination
Get to final destination
Give feedback
Claim a refund
Enjoy stay

Product Launch / Introduction
Stories
Marketing
Customer Segments
B2C Outreach
Sales Funnel
Capacity Estimate
Sell Passenger Tickets
Seats
Reservations
Billing and Booking
Passenger Information
Reservations
Control Railway Switches
Track Status
Railway Signaling
Pre Check
Prepare Train
Update
Drive Train
Stock
Train Restaurant
Sales Report
Roster
Logistics
Delivery Schedule
Optimise Capacities
Tracks Building and Maintenance
Resource Planning
Resource Planning
Product Operations
Capacity Matching
Tickets and Seats
Train Scheduling (short term)
Route Capacities
Energy Demand
Operate Power Plant
Energy
Distribute Energy
Trade Energy
Service Level
Demand
Emergency Bus Scheduling
Relief
Deviation Prevention and Recovery
Network Report
Capacity Report
Customer and Market Analytics
Insights
Foresight and Innovation
Trends
Network and Asset Analysis
Optimisation Opportunities
Market Opportunities
Investment
Portfolio Candidates
Strategic Management
Privacy and CSR Data
Regulatory Relations

New Products
Product Development
Insights and Opportunities
Product Discovery & Innovation
Strategic Themes
Product Portfolio Management
Station Building and Maintenance
Power Plants Building and Maintenance
Asset Accounting
Product Budget
Train Scheduling (long term)
Scheduling Budget
Valuation
Budgeting
Strategic Priorities
Project Plan
Operational Data
Building Project Management
Demand
Demand
Inventory
Strategic Infrastructure Planning
Facility Report
Facility Management
Contract Resources
Contract Resources
Station Ops Plan
Operational Planning
Stocks
Asset Inventory
Infrastructure Procurement
Talent Demand
Resource Management Machines
Resource Management Material
Resource Management People
Talent
HR
IT Operations
Enterprise Design
Executive Management
Legal Compliance
Finance
Risk Management

Sustainable Products
Seamless mobility
Reliability
We are first choice for green mobility
We are unmatched in reliable comfort
We improve our Value Proposition
We continuously learn and innovate
Build trusted partnerships
Continuous Analysis and Learning
Safety first
New data driven services
Workplace of choice
Bring people together
Compliance without question
Cost effective

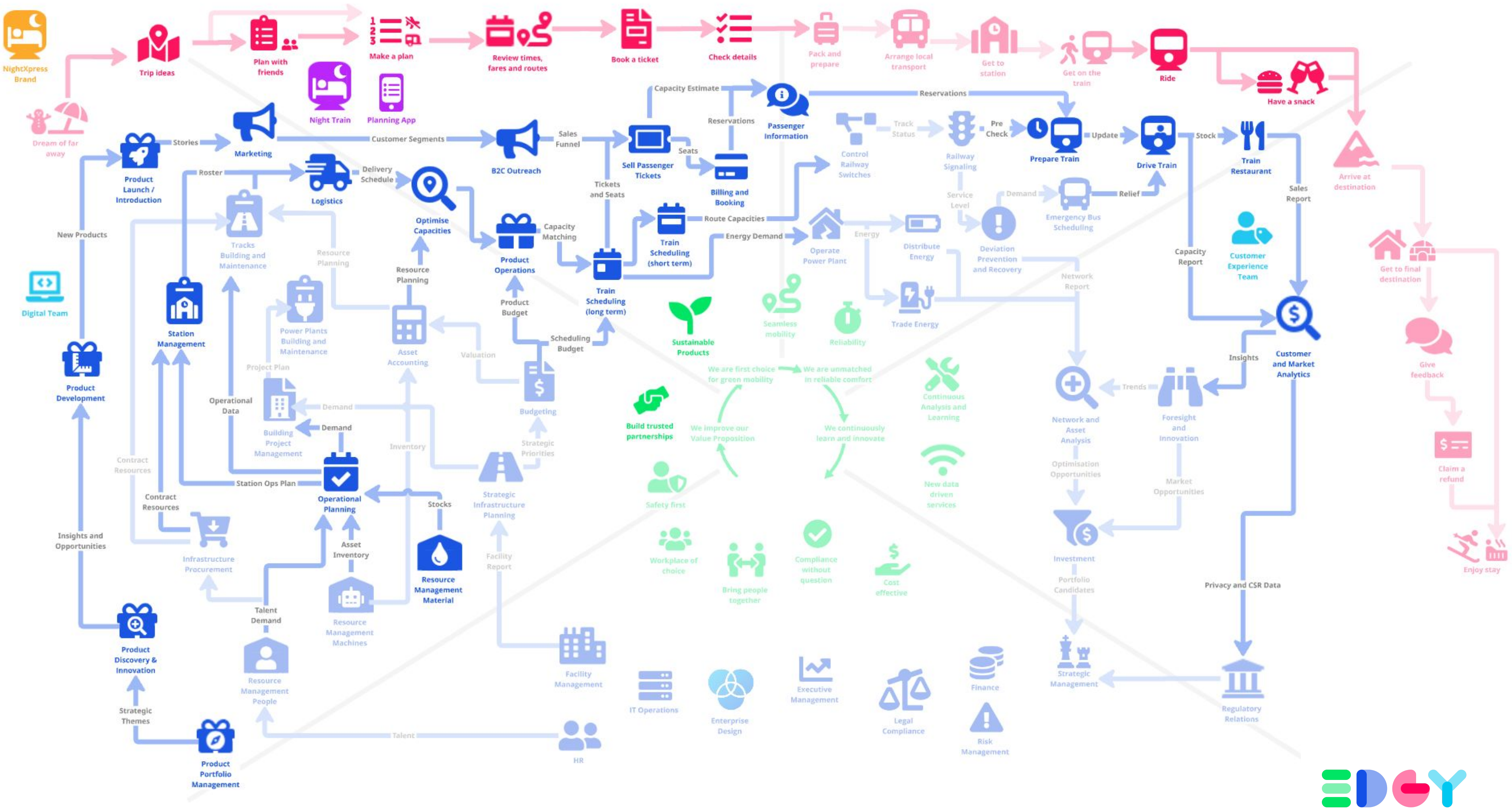
NightXpress Brand
Dream of far away
Trip ideas
Plan with friends
Make a plan
Review times, fares and routes
Book a ticket
Check details
Pack and prepare
Arrange local transport
Get to station
Get on the train
Ride
Have a snack
Arrive at destination
Get to final destination
Give feedback
Claim a refund
Enjoy stay
Night Train
Planning App
Product Launch / Introduction
Stories
Marketing
Customer Segments
B2C Outreach
Sales Funnel
Sell Passenger Tickets
Capacity Estimate
Passenger Information
Reservations
Reservations
Seats
Billing and Booking
Tickets and Seats
Roster
Logistics
Delivery Schedule
Optimise Capacities
Product Operations
Capacity Matching
Train Scheduling (long term)
Train Scheduling (short term)
Route Capacities
Energy Demand
Control Railway Switches
Track Status
Railway Signalling
Pre Check
Prepare Train
Update
Drive Train
Stock
Train Restaurant
Service Level
Demand
Emergency Bus Scheduling
Relief
Deviation Prevention and Recovery
Operate Power Plant
Energy
Distribute Energy
Trade Energy
Network Report
Sales Report
Capacity Report
Customer Experience Team
Customer and Market Analytics
Insights
Trends
Foresight and Innovation
Network and Asset Analysis
Optimisation Opportunities
Market Opportunities
Investment
Portfolio Candidates
Strategic Management
Privacy and CSR Data
Regulatory Relations
New Products
Digital Team
Product Development
Insights and Opportunities
Product Discovery & Innovation
Strategic Themes
Product Portfolio Management
Station Management
Tracks Building and Maintenance
Resource Planning
Resource Planning
Power Plants Building and Maintenance
Project Plan
Asset Accounting
Valuation
Product Budget
Scheduling Budget
Budgeting
Strategic Priorities
Strategic Infrastructure Planning
Facility Report
Facility Management
Operational Data
Building Project Management
Demand
Demand
Inventory
Contract Resources
Contract Resources
Station Ops Plan
Operational Planning
Stocks
Asset Inventory
Resource Management Material
Infrastructure Procurement
Talent Demand
Resource Management Machines
Resource Management People
Talent
HR
Sustainable Products
Seamless mobility
Reliability
Build trusted partnerships
We are first choice for green mobility
We are unmatched in reliable comfort
We improve our Value Proposition
We continuously learn and innovate
Continuous Analysis and Learning
Safety first
New data driven services
Workplace of choice
Bring people together
Compliance without question
Cost effective
IT Operations
Enterprise Design
Executive Management
Legal Compliance
Finance
Risk Management

EDGY

What about other maps?

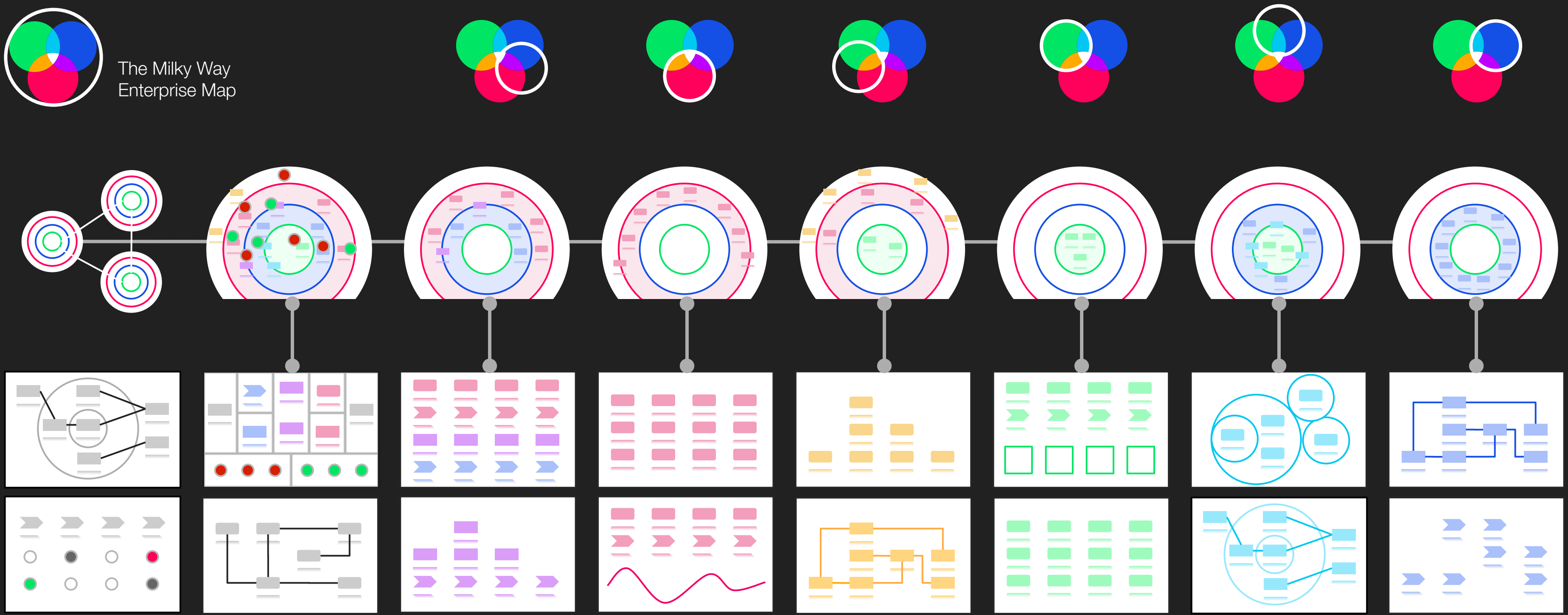

The Milky Way
Enterprise Map

Ecosystem Map
Change portfolio
Impact map

Business Model
Value Proposition
Domain Model

Product Portfolio
Service Blueprint
User Stories

Experience Map
Journey Map
Jobs-To-Be-Done

Brand Architecture
Brand Persona
Brand Portfolio

Vision Storytelling
Purpose Portfolio
Content Strategy

Organisation Model
Collaboration Model
Ways of Working

Capability Map
Process Map
Operating Model

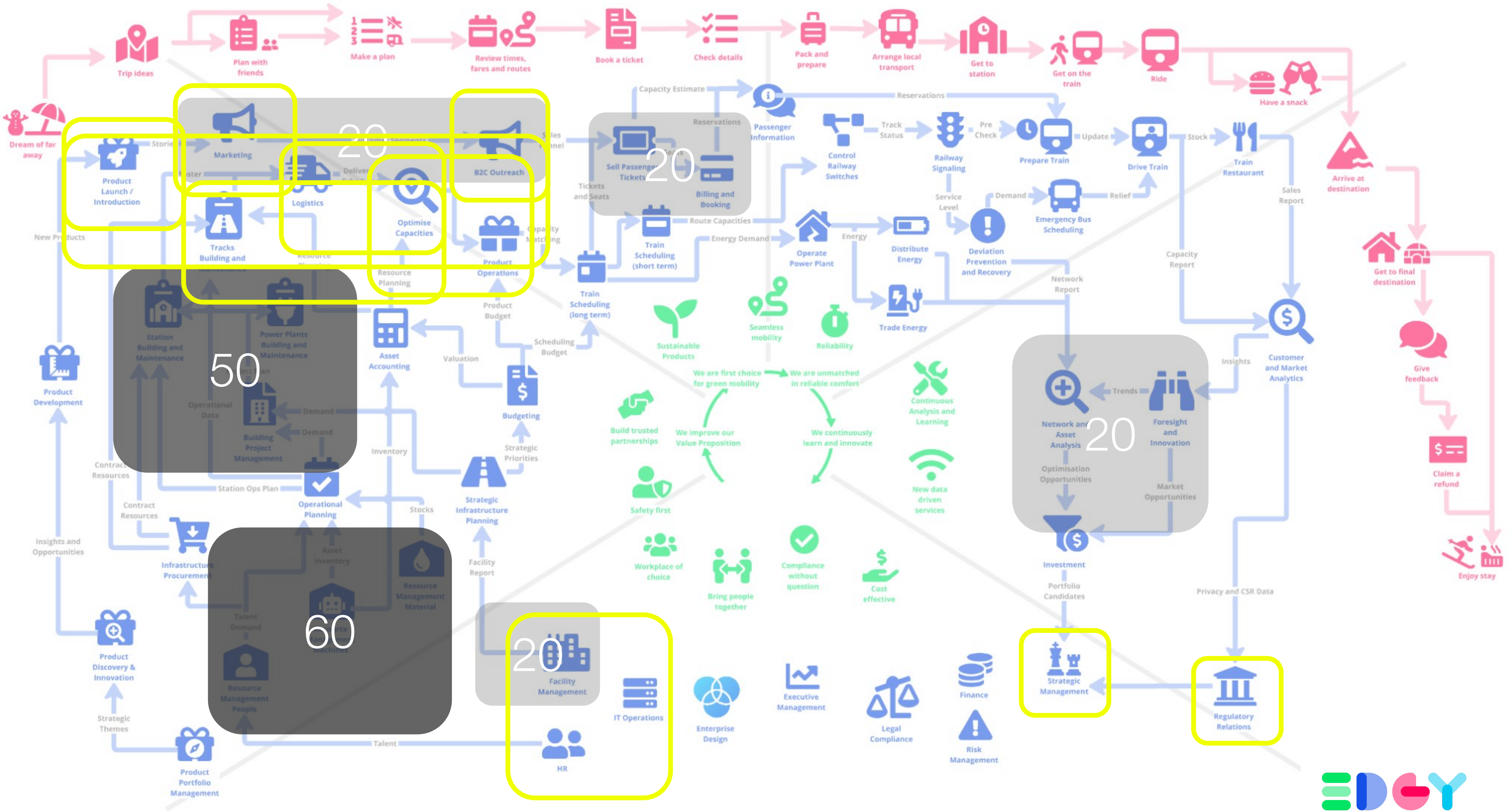
Trip ideas
Plan with friends
Make a plan
Review times, fares and routes
Book a ticket
Check details
Pack and prepare
Arrange local transport
Get to station
Get on the train
Ride
Have a snack
Dream of far away
Arrive at destination
Get to final destination
Give feedback
Claim a refund
Enjoy stay
20
20
20
50
60
20
Marketing
B2C Outreach
Product Launch / Introduction
Stories
Logistics
Optimise Capacities
Tracks Building and Maintenance
Product Operations
Resource Planning
New Products
Station Building and Maintenance
Power Plants Building and Maintenance
Operational Data
Building Project Management
Demand
Demand
Product Development
Asset Accounting
Valuation
Budgeting
Product Budget
Scheduling Budget
Strategic Priorities
Inventory
Station Ops Plan
Operational Planning
Stocks
Strategic Infrastructure Planning
Facility Report
Contract Resources
Contract Resources
Insights and Opportunities
Infrastructure Procurement
Asset Inventory
Resource Management Material
Talent Demand
Resource Management People
Talent
Product Discovery & Innovation
Strategic Themes
Product Portfolio Management
Facility Management
IT Operations
HR
Capacity Estimate
Reservations
Passenger Information
Sell Passenger Tickets
Billing and Booking
Tickets and Seats
Train Scheduling (short term)
Route Capacities
Train Scheduling (long term)
Energy Demand
Control Railway Switches
Track Status
Railway Signaling
Pre Check
Prepare Train
Update
Drive Train
Stock
Train Restaurant
Sales Report
Service Level
Demand
Emergency Bus Scheduling
Relief
Operate Power Plant
Energy
Distribute Energy
Deviation Prevention and Recovery
Trade Energy
Network Report
Capacity Report
Customer and Market Analytics
Insights
Trends
Network and Asset Analysis
Foresight and Innovation
Optimisation Opportunities
Market Opportunities
Investment
Portfolio Candidates
Privacy and CSR Data
Strategic Management
Regulatory Relations
Sustainable Products
Seamless mobility
Reliability
We are first choice for green mobility
We are unmatched in reliable comfort
Build trusted partnerships
We improve our Value Proposition
We continuously learn and innovate
Continuous Analysis and Learning
New data driven services
Safety first
Workplace of choice
Bring people together
Compliance without question
Cost effective
Enterprise Design
Executive Management
Legal Compliance
Finance
Risk Management
EDGY

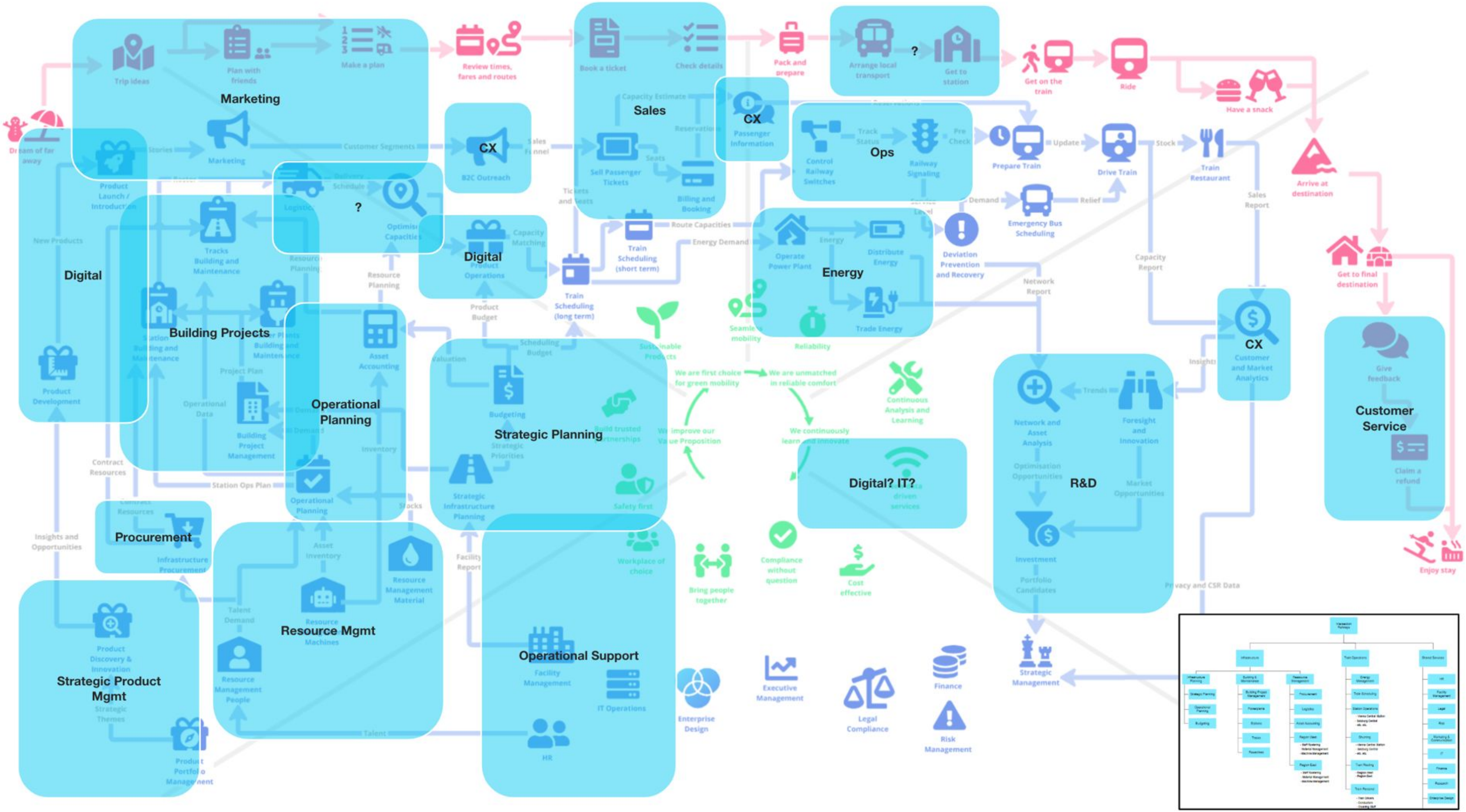
Marketing
Digital
Building Projects
?
CX
Digital
Sales
CX
?
Ops
Energy
Operational Planning
Strategic Planning
Procurement
Resource Mgmt
Operational Support
Strategic Product Mgmt
Digital? IT?
R&D
CX
Customer Service
Dream of far away
Trip ideas
Plan with friends
Make a plan
Review times, fares and routes
Book a ticket
Check details
Pack and prepare
Arrange local transport
Get to station
Get on the train
Ride
Have a snack
Arrive at destination
Get to final destination
Enjoy stay
Product Launch / Introduction
Stories
Marketing
Customer Segments
B2C Outreach
Sales Funnel
Capacity Estimate
Reservations
Sell Passenger Tickets
Seats
Billing and Booking
Tickets and Seats
Passenger Information
Reservations
Control Railway Switches
Track Status
Railway Signaling
Pre Check
Prepare Train
Update
Drive Train
Stock
Train Restaurant
Sales Report
Service Level
Demand
Emergency Bus Scheduling
Relief
Deviation Prevention and Recovery
Logistics
Delivery Schedule
Optimise Capacities
Resource Planning
Capacity Matching
Product Operations
Train Scheduling (short term)
Train Scheduling (long term)
Route Capacities
Energy Demand
Operate Power Plant
Energy
Distribute Energy
Trade Energy
Network Report
Capacity Report
New Products
Tracks Building and Maintenance
Station Building and Maintenance
Power Plants Building and Maintenance
Project Plan
Operational Data
Building Project Management
Product Development
Asset Accounting
Product Budget
Scheduling Budget
Valuation
Budgeting
Strategic Priorities
Strategic Infrastructure Planning
Inventory
Operational Planning
Station Ops Plan
Stocks
Contract Resources
Infrastructure Procurement
Insights and Opportunities
Asset Inventory
Talent Demand
Resource Management Machines
Resource Management Material
Resource Management People
Talent
Facility Report
Facility Management
IT Operations
HR
Product Discovery & Innovation
Strategic Themes
Product Portfolio Management
Sustainable Products
Seamless mobility
Reliability
We are first choice for green mobility
We are unmatched in reliable comfort
We continuously learn and innovate
We improve our Value Proposition
Build trusted partnerships
Safety first
Continuous Analysis and Learning
Data driven services
Workplace of choice
Bring people together
Compliance without question
Cost effective
Enterprise Design
Executive Management
Legal Compliance
Finance
Risk Management
Strategic Management
Network and Asset Analysis
Trends
Foresight and Innovation
Optimisation Opportunities
Market Opportunities
Investment
Portfolio Candidates
Insights
Customer and Market Analytics
Privacy and CSR Data
Give feedback
Claim a refund

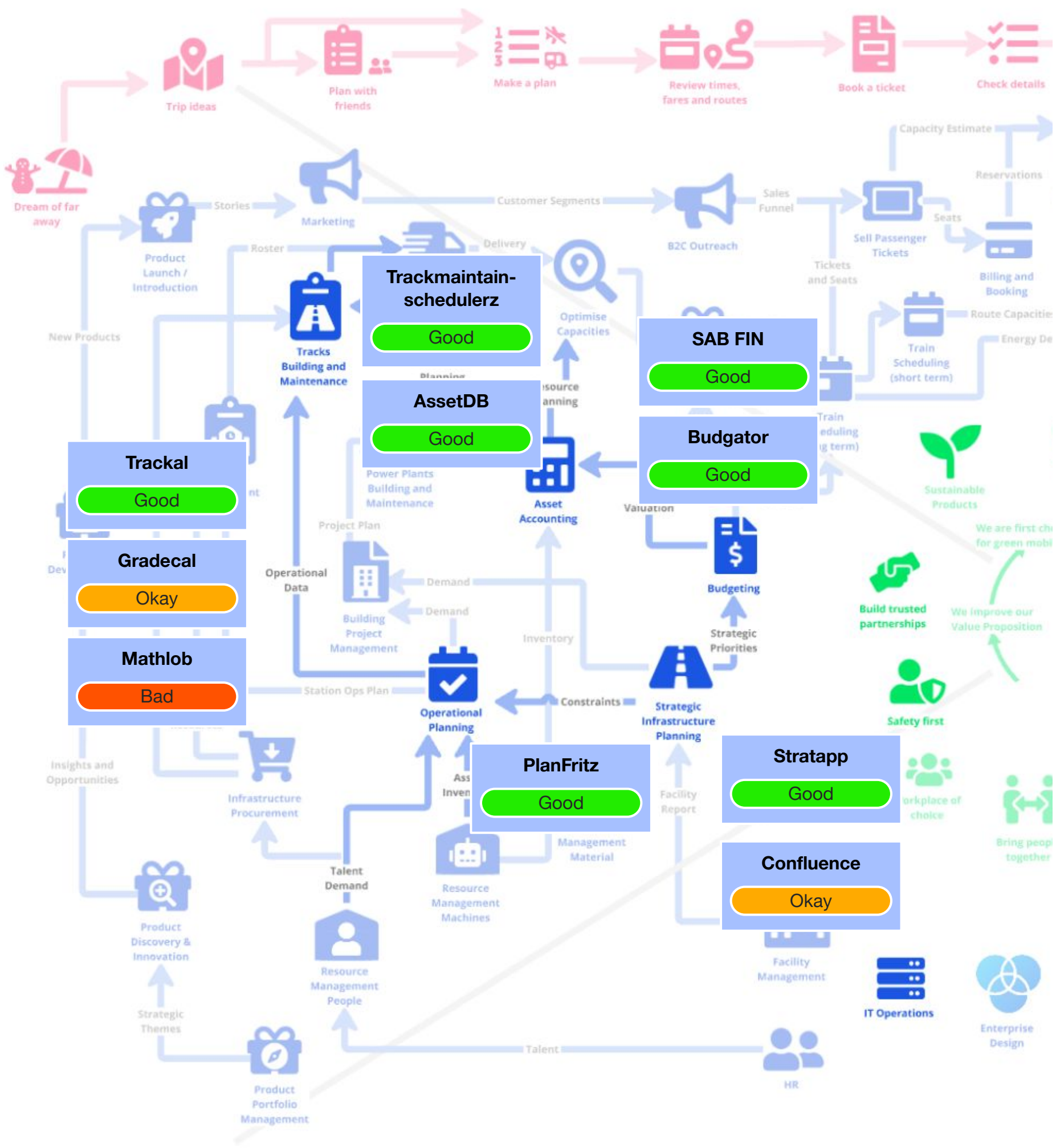
Trip ideas
Plan with friends
Make a plan
Review times, fares and routes
Book a ticket
Check details
Dream of far away
Stories
Marketing
Customer Segments
Sales Funnel
Capacity Estimate
Reservations
Product Launch / Introduction
Roster
Delivery
B2C Outreach
Sell Passenger Tickets
Seats
Billing and Booking
Tickets and Seats
New Products
Tracks Building and Maintenance
Optimise Capacities
Route Capacities
Energy De
Train Scheduling (short term)
Planning
esource anning
Power Plants Building and Maintenance
Asset Accounting
Valuation
Sustainable Products
We are first ch for green mobi
Project Plan
Operational Data
Demand
Demand
Building Project Management
Budgeting
Build trusted partnerships
We improve our Value Proposition
Inventory
Strategic Priorities
Station Ops Plan
Operational Planning
Constraints
Strategic Infrastructure Planning
Safety first
Insights and Opportunities
Infrastructure Procurement
Ass Inven
Facility Report
orkplace of choice
Bring peopl together
Talent Demand
Management Material
Resource Management Machines
Product Discovery & Innovation
Resource Management People
Facility Management
IT Operations
Enterprise Design
Strategic Themes
Talent
HR
Product Portfolio Management

Trackmaintain-schedulerz
Good

AssetDB
Good

SAB FIN
Good

Budgator
Good

Trackal
Good

Gradecal
Okay

Mathlob
Bad

PlanFritz
Good

Stratapp
Good

Confluence
Okay

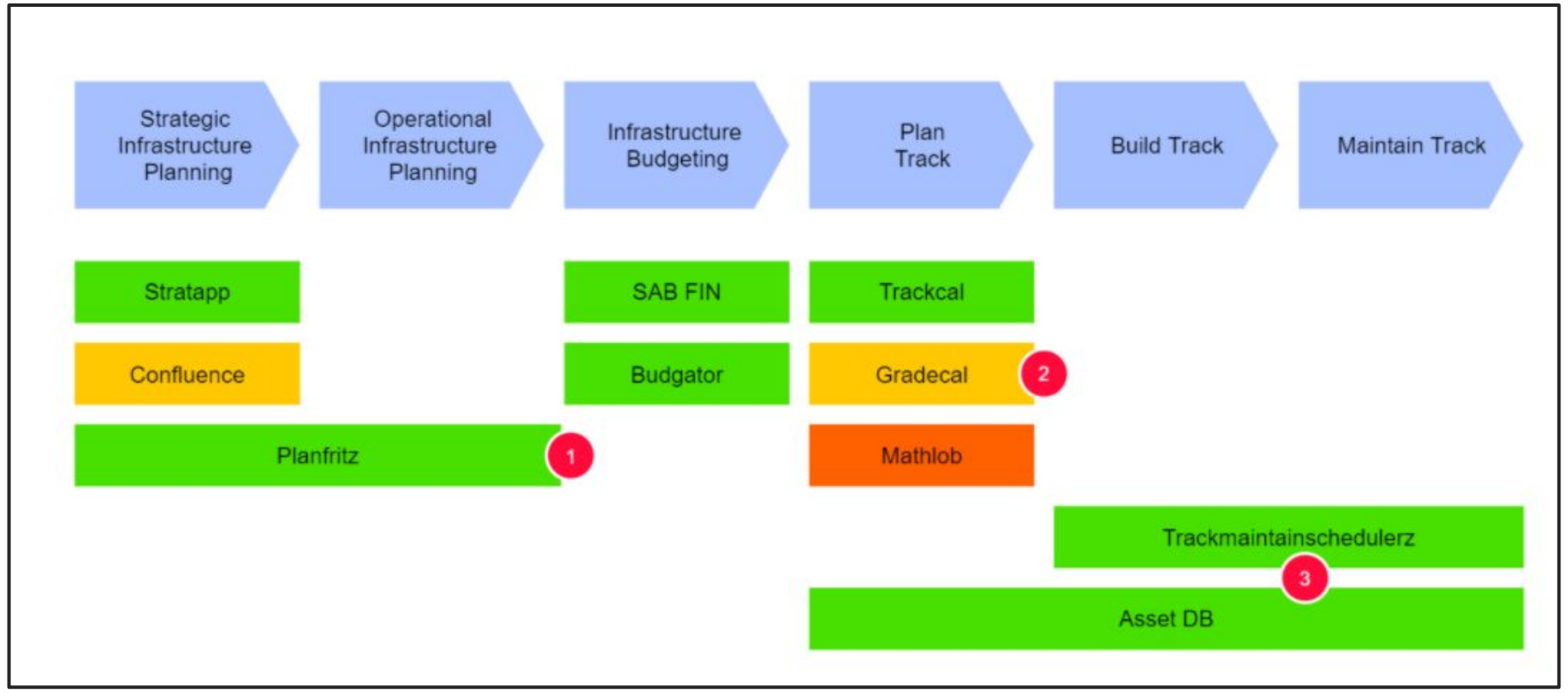

Strategic Infrastructure Planning
Operational Infrastructure Planning
Infrastructure Budgeting
Plan Track
Build Track
Maintain Track

Stratapp
Confluence
Planfritz ①
SAB FIN
Budgator
Trackcal
Gradecal ②
Mathlob
Trackmaintainschedulerz ③
Asset DB

Roadmap for a transformation ambition

Today

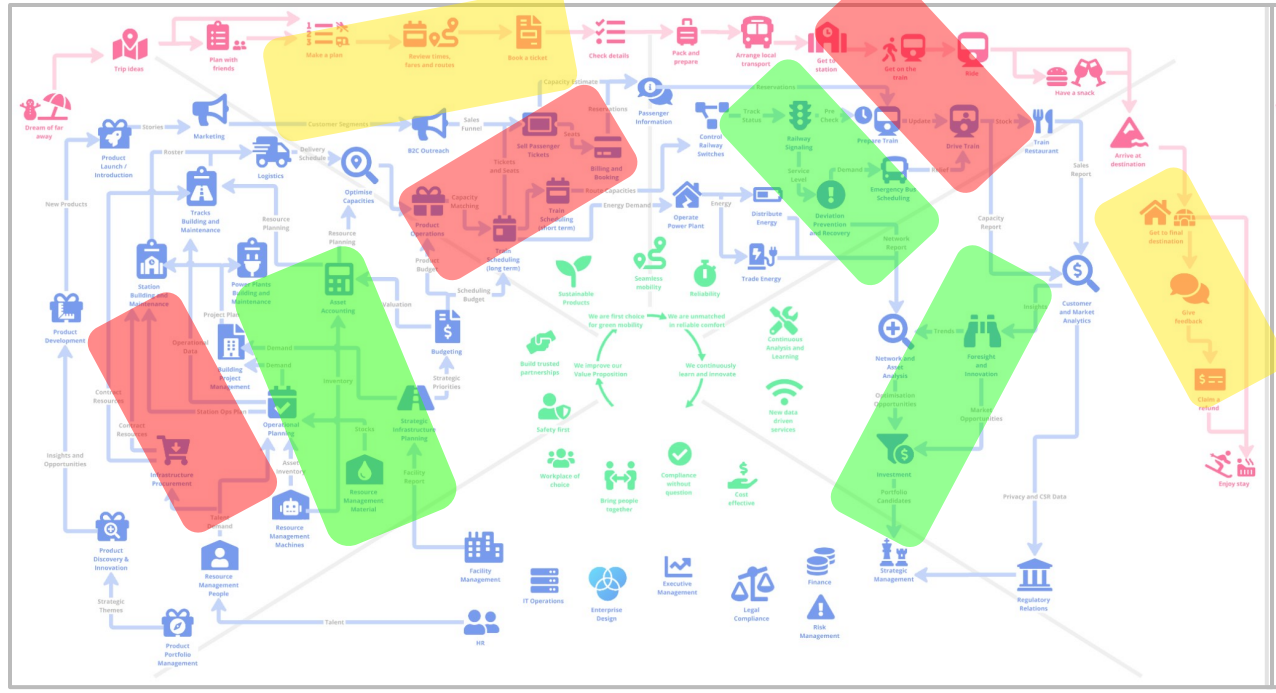

Focus on the Customer Experience during their journey.

2027

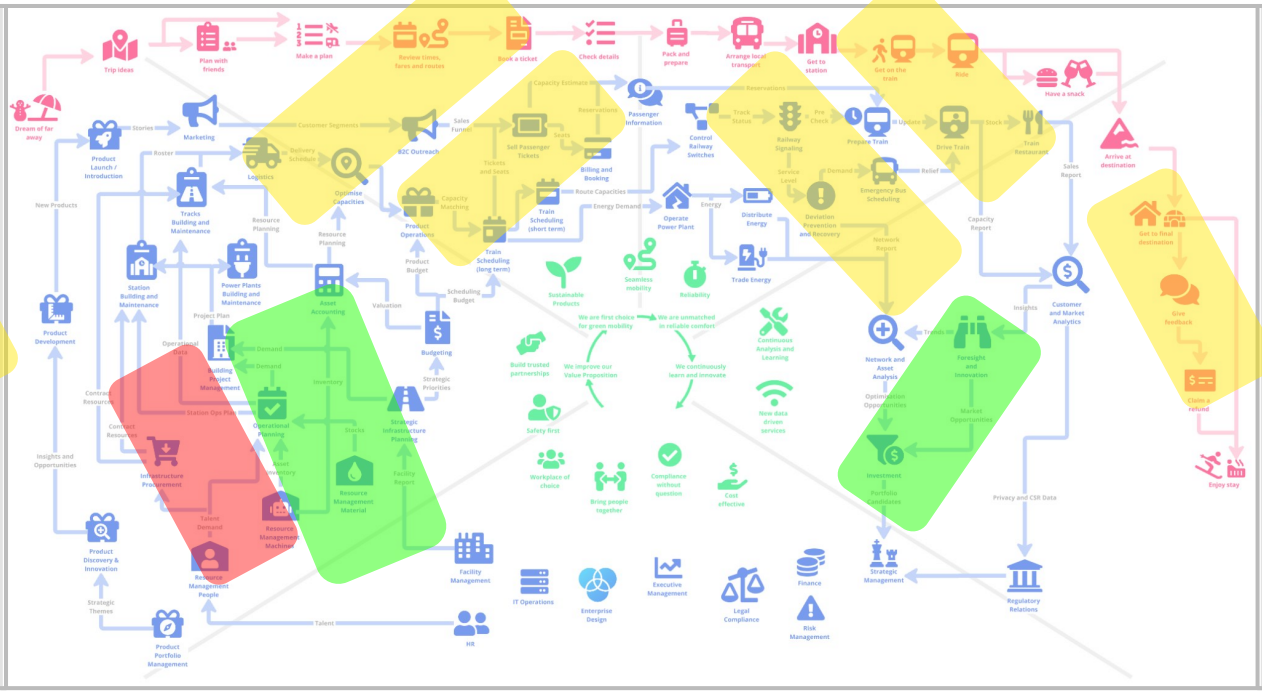

Broaden the focus on the Customer Experience to before the journey. Start to improve the internal processes to better support the new experience.

2028

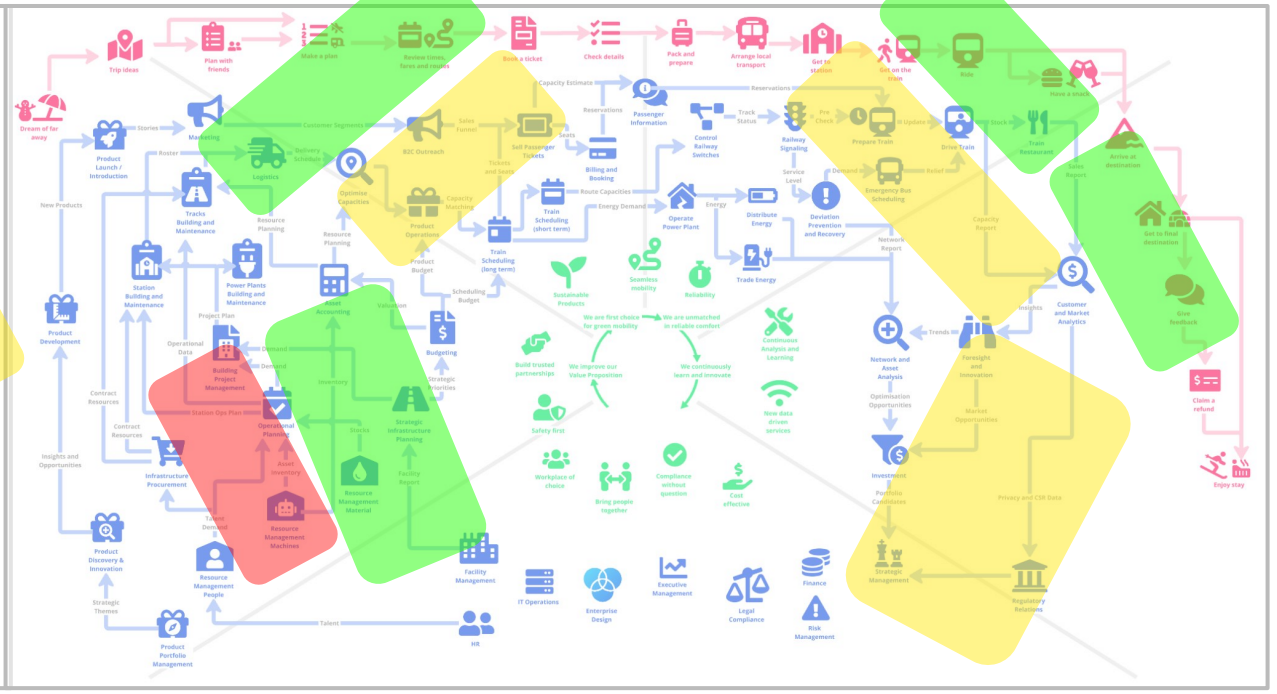

Keep focus on the whole Customer Experience and improve the internal processes to better support the new experience.

Core Story Step	Map Sector	2026 Q1-2	2026 Q3-4	2027	2028
We improve our value proposition	Bottom Left				
We are first choice in Green Mobility	Top Left	+++	++	++++	
We are unmatched in reliable comfort	Top Right			+++	
We continuously learn and innovate	Bottom Right			---	

The Milky Way
Enterprise Map

1 Why a geography?

2 Reading a map

3 Making a map

Find the Enterprise Core Story

What is happening, again and again?



Draw the Enterprise on a napkin

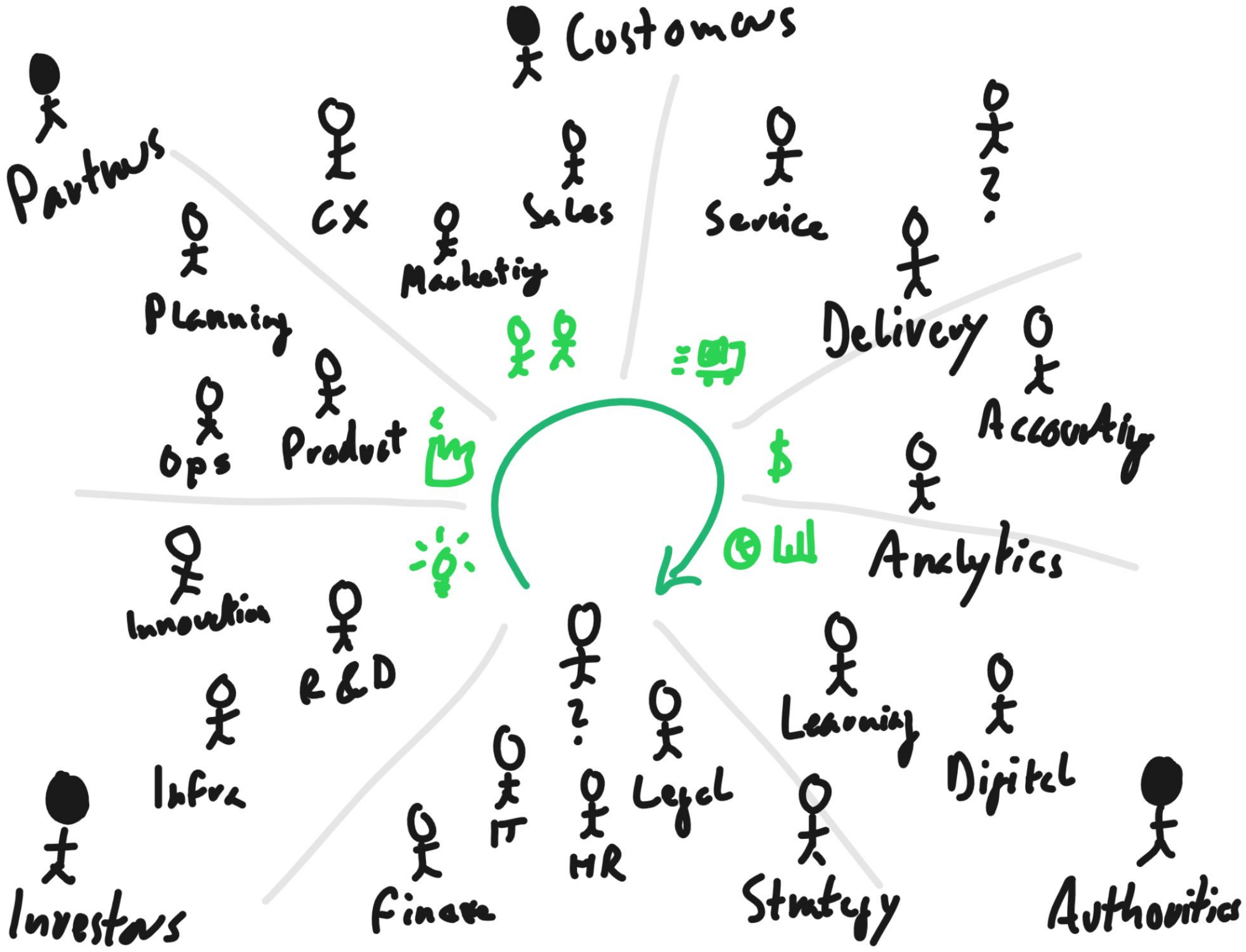
Customers
Partners
CX
Sales
Service
?
Planning
Marketing
Delivery
Accounting
Ops
Product
$
Analytics
Innovation
R&D
?
Learning
Digital
Infra
IT
HR
Legal
Strategy
Authorities
Investors
Finance

Press play

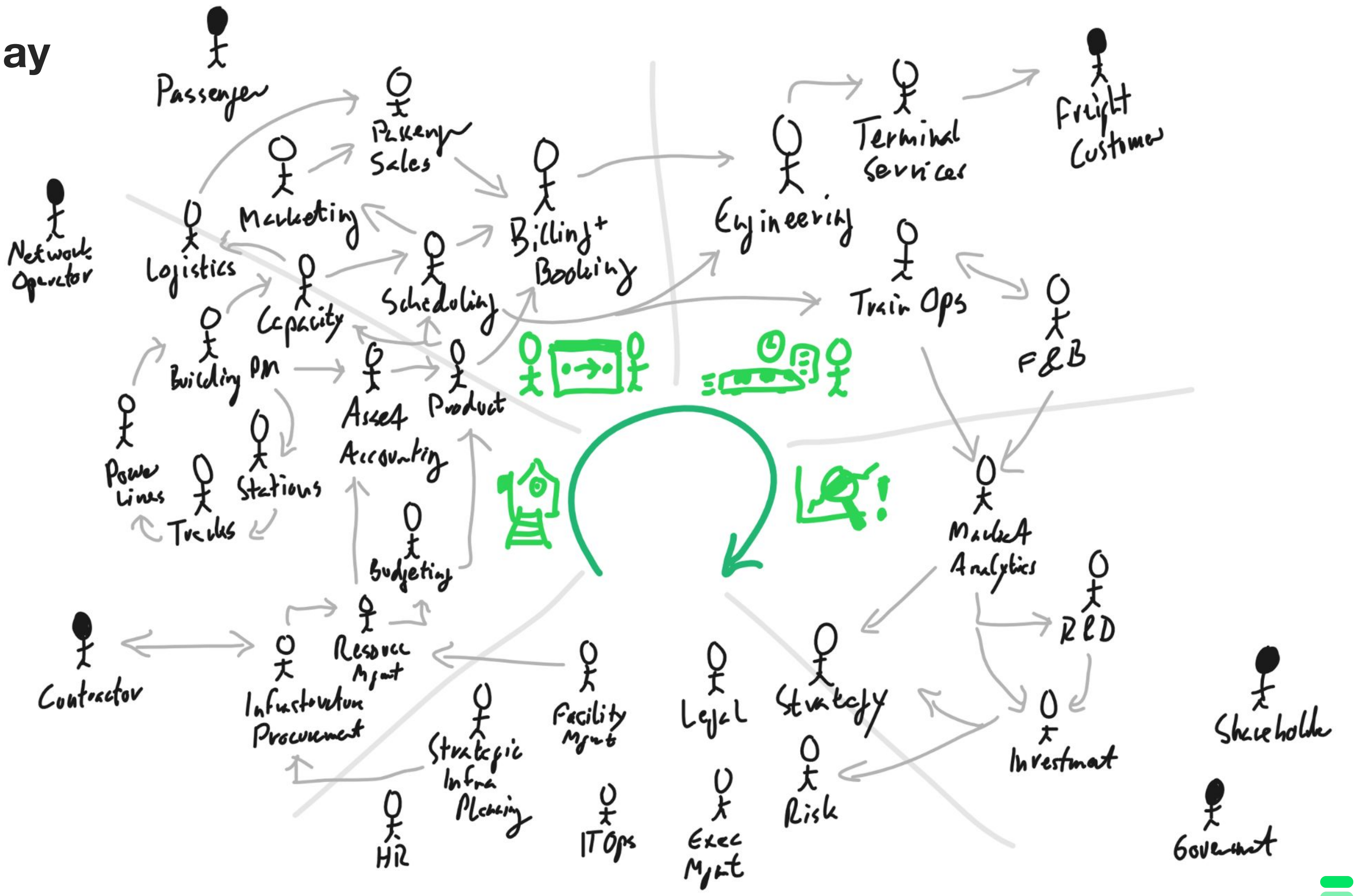
Passenger
Passenger Sales
Marketing
Network Operator
Logistics
Billing + Booking
Engineering
Terminal Services
Freight Customer
Capacity
Scheduling
Train Ops
F&B
Building PM
Asset Accounting
Product
Power Lines
Tracks
Stations
Budgeting
Market Analytics
R&D
Contractor
Resource Mgmt
Infrastructure Procurement
Strategic Infra Planning
Facility Mgmt
Legal
Strategy
Investment
Shareholder
Government
HR
IT Ops
Exec Mgmt
Risk

Your enterprise on a napkin

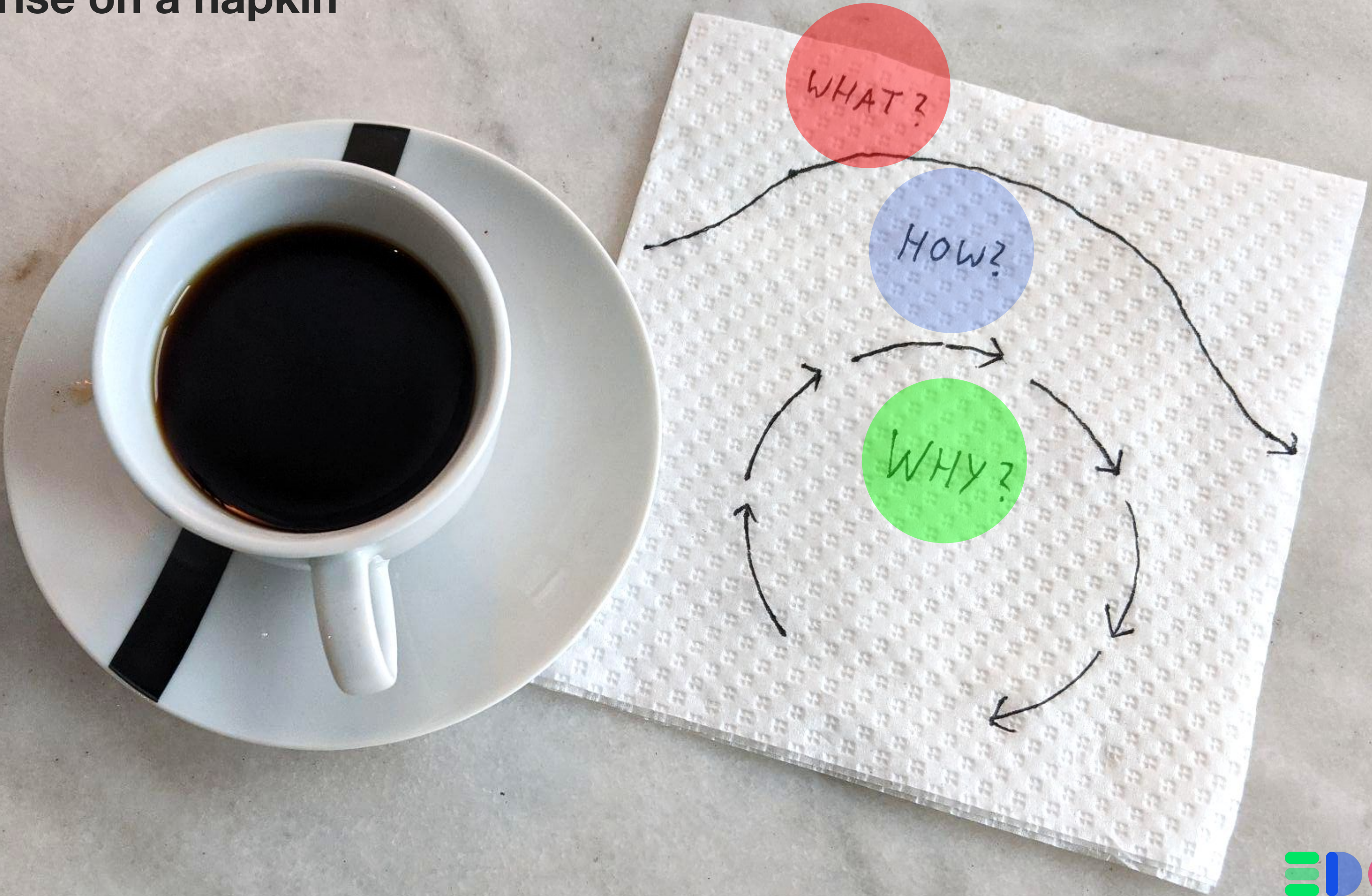
WHAT?
HOW?
WHY?

EDGY
Enterprise
Elements

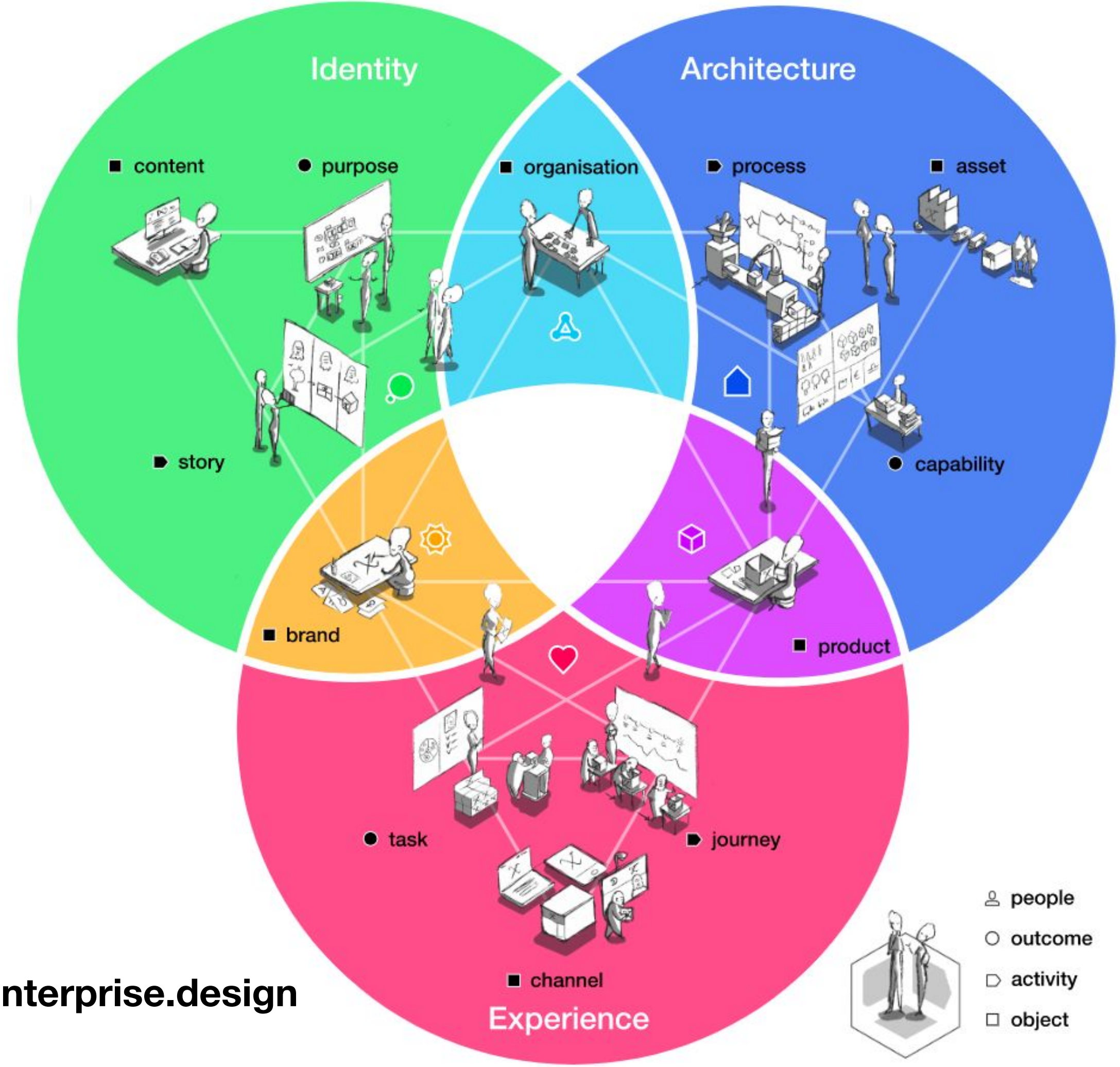
Identity
Architecture
■ content
● purpose
■ organisation
▶ process
■ asset
▶ story
● capability
■ brand
■ product
● task
▶ journey
■ channel
Experience
people
○ outcome
▷ activity
☐ object

www.enterprise.design

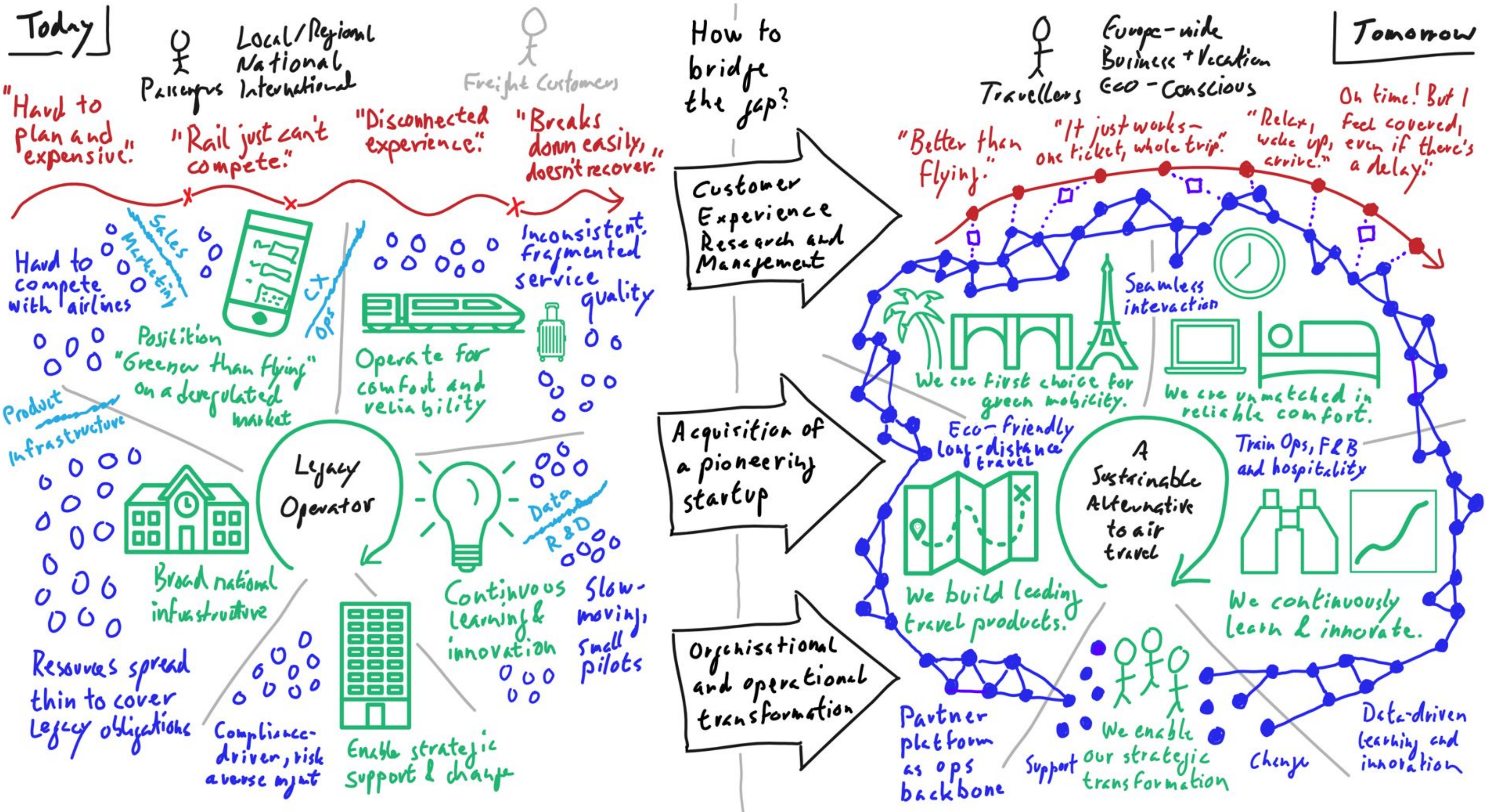
Today
Passengers
Local/Regional
National
International
Freight Customers
"Hard to plan and expensive."
"Rail just can't compete."
"Disconnected experience."
"Breaks down easily, doesn't recover."
Sales
Marketing
CX
Ops
Hard to compete with airlines
Inconsistent, fragmented service quality
Position "Greener than flying" on a deregulated market
Operate for comfort and reliability
Product
Infrastructure
Legacy Operator
Data
R&D
Broad national infrastructure
Continuous learning & innovation
Slow-moving, small pilots
Resources spread thin to cover Legacy obligations
Compliance-driven, risk averse mgmt
Enable strategic support & change
How to bridge the gap?
Customer Experience Research and Management
Acquisition of a pioneering startup
Organisational and operational transformation
Travellers
Europe-wide
Business + Vacation
Eco-Conscious
Tomorrow
"Better than flying."
"It just works – one ticket, whole trip."
"Relax, wake up, arrive."
"On time! But I feel covered, even if there's a delay."
Seamless interaction
We are first choice for green mobility.
We are unmatched in reliable comfort.
Eco-friendly long-distance travel
A Sustainable Alternative to air travel
Train Ops, F&B and hospitality
We build leading travel products.
We continuously learn & innovate.
Partner platform as ops backbone
Support
We enable our strategic transformation
Change
Data-driven learning and innovation

Inside-out mapping strategy

“What do we need to do?”

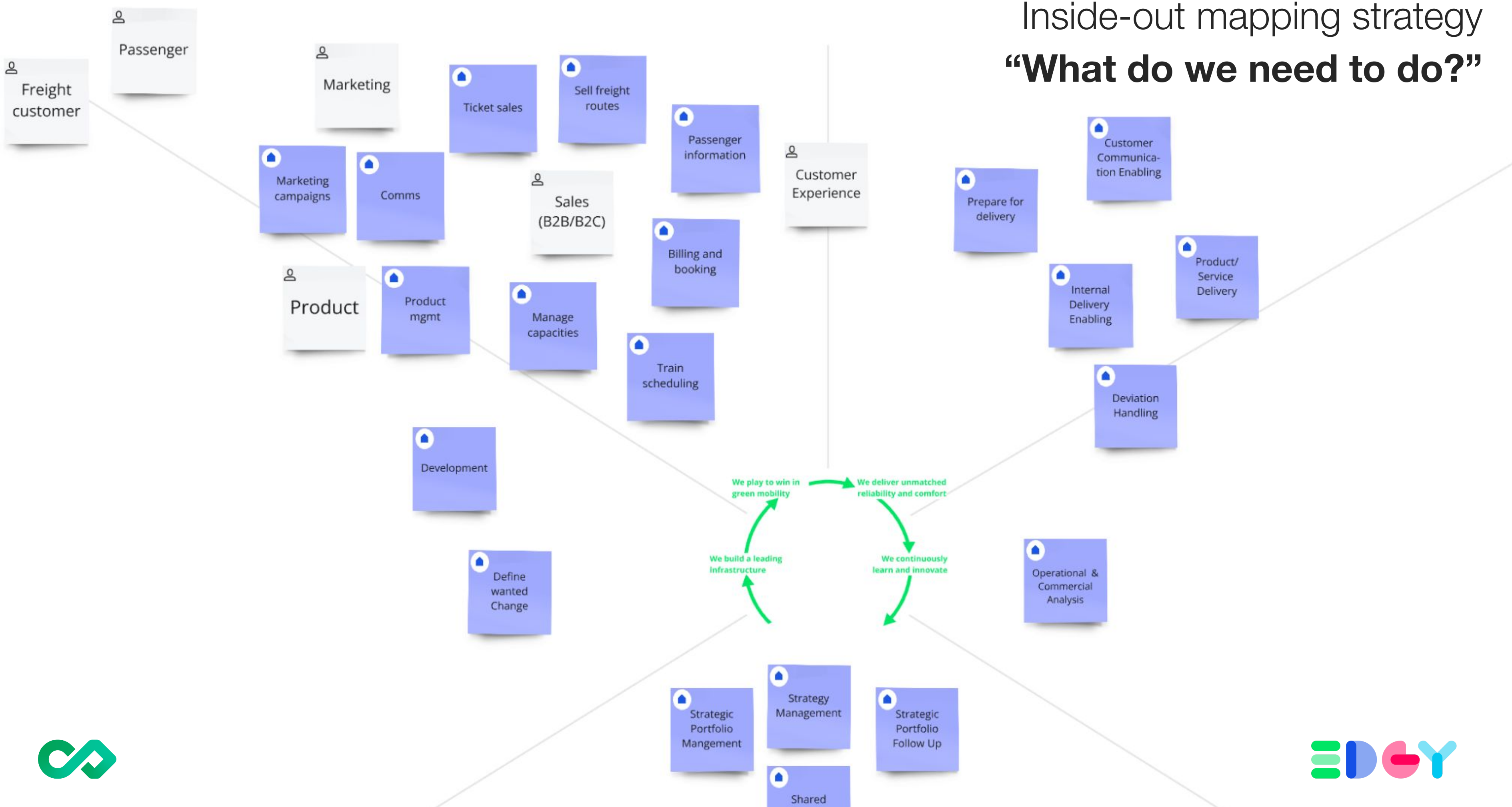

Passenger

Freight customer

Marketing

Marketing campaigns

Comms

Ticket sales

Sell freight routes

Sales (B2B/B2C)

Passenger information

Billing and booking

Product

Product mgmt

Manage capacities

Train scheduling

Development

Define wanted Change

Customer Experience

Prepare for delivery

Customer Communication Enabling

Internal Delivery Enabling

Product/ Service Delivery

Deviation Handling

Operational & Commercial Analysis

We play to win in green mobility

We deliver unmatched reliability and comfort

We continuously learn and innovate

We build a leading infrastructure

Strategic Portfolio Mangement

Strategy Management

Strategic Portfolio Follow Up

Shared

Outside-in mapping strategy

“What do they want to do”?

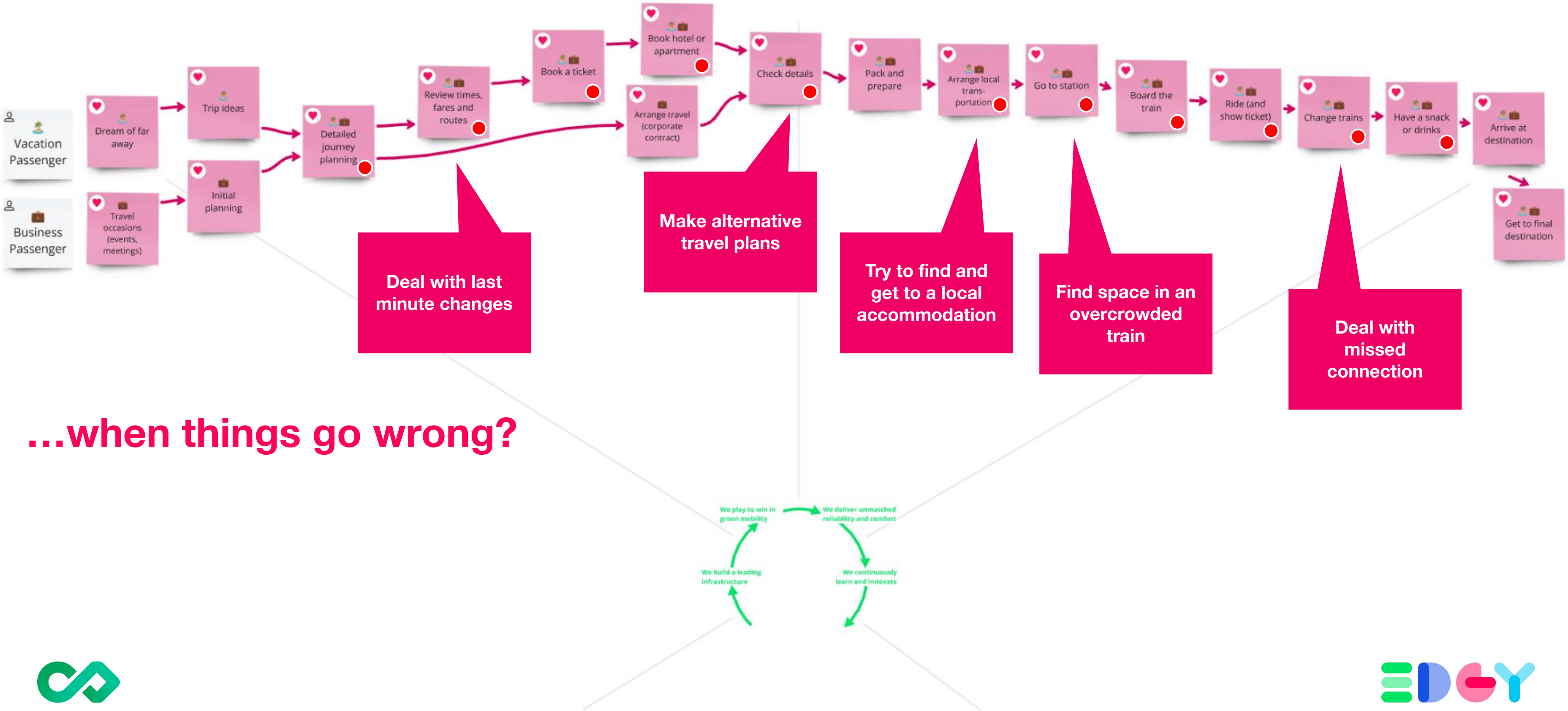
Vacation Passenger
Business Passenger
Dream of far away
Travel occasions (events, meetings)
Trip ideas
Initial planning
Detailed journey planning
Review times, fares and routes
Book a ticket
Book hotel or apartment
Arrange travel (corporate contract)
Check details
Pack and prepare
Arrange local trans-portation
Go to station
Board the train
Ride (and show ticket)
Change trains
Have a snack or drinks
Arrive at destination
Get to final destination
We play to win in green mobility
We deliver unmatched reliability and comfort
We continuously learn and innovate
We build a leading infrastructure

Deal with last minute changes

Make alternative travel plans

Try to find and get to a local accommodation

Find space in an overcrowded train

Deal with missed connection

…when things go wrong?

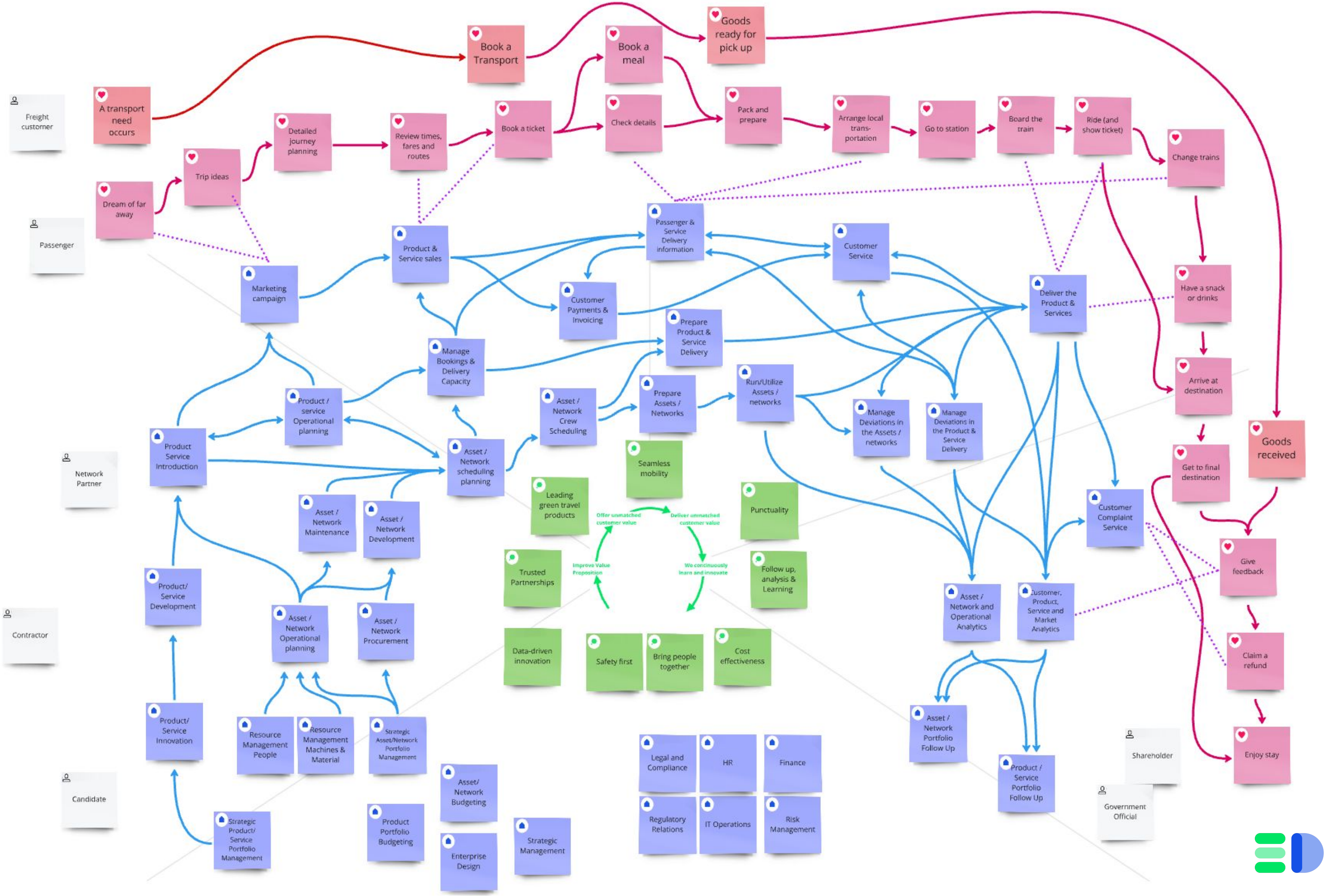

Freight customer

Passenger

Network Partner

Contractor

Candidate

Shareholder

Government Official

A transport need occurs

Book a Transport

Book a meal

Goods ready for pick up

Dream of far away

Trip ideas

Detailed journey planning

Review times, fares and routes

Book a ticket

Check details

Pack and prepare

Arrange local trans-portation

Go to station

Board the train

Ride (and show ticket)

Change trains

Have a snack or drinks

Arrive at destination

Get to final destination

Goods received

Give feedback

Claim a refund

Enjoy stay

Marketing campaign

Product & Service sales

Passenger & Service Delivery information

Customer Service

Customer Payments & Invoicing

Prepare Product & Service Delivery

Deliver the Product & Services

Manage Bookings & Delivery Capacity

Product / service Operational planning

Product Service Introduction

Asset / Network scheduling planning

Asset / Network Crew Scheduling

Prepare Assets / Networks

Run/Utilize Assets / networks

Manage Deviations in the Assets / networks

Manage Deviations in the Product & Service Delivery

Customer Complaint Service

Asset / Network Maintenance

Asset / Network Development

Product/ Service Development

Asset / Network Operational planning

Asset / Network Procurement

Asset / Network and Operational Analytics

Customer, Product, Service and Market Analytics

Asset / Network Portfolio Follow Up

Product / Service Portfolio Follow Up

Product/ Service Innovation

Resource Management People

Resource Management Machines & Material

Strategic Asset/Network Portfolio Management

Strategic Product/ Service Portfolio Management

Product Portfolio Budgeting

Asset/ Network Budgeting

Enterprise Design

Strategic Management

Legal and Compliance

HR

Finance

Regulatory Relations

IT Operations

Risk Management

Seamless mobility

Leading green travel products

Punctuality

Trusted Partnerships

Follow up, analysis & Learning

Data-driven innovation

Safety first

Bring people together

Cost effectiveness

Offer unmatched customer value

Deliver unmatched customer value

We continuously learn and innovate

Improve Value Proposition

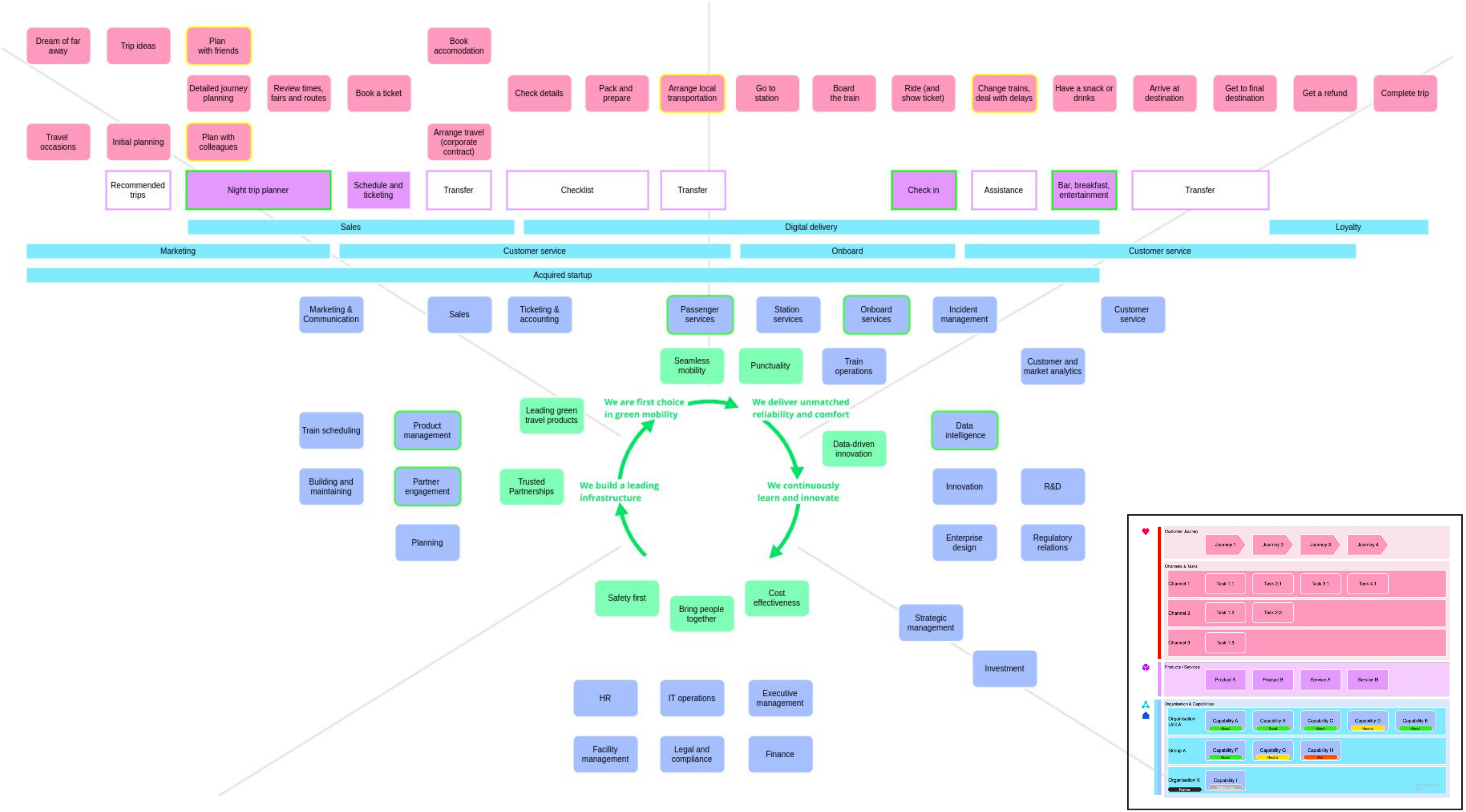

Dream of far away
Trip ideas
Plan with friends
Book accomodation

Detailed journey planning
Review times, fairs and routes
Book a ticket
Check details
Pack and prepare
Arrange local transportation
Go to station
Board the train
Ride (and show ticket)
Change trains, deal with delays
Have a snack or drinks
Arrive at destination
Get to final destination
Get a refund
Complete trip

Travel occasions
Initial planning
Plan with colleagues
Arrange travel (corporate contract)

Recommended trips
Night trip planner
Schedule and ticketing
Transfer
Checklist
Transfer
Check in
Assistance
Bar, breakfast, entertainment
Transfer

Sales
Digital delivery
Loyalty

Marketing
Customer service
Onboard
Customer service

Acquired startup

Marketing & Communication
Sales
Ticketing & accounting
Passenger services
Station services
Onboard services
Incident management
Customer service

Seamless mobility
Punctuality
Train operations
Customer and market analytics

We are first choice in green mobility
We deliver unmatched reliability and comfort
We continuously learn and innovate
We build a leading infrastructure

Train scheduling
Product management
Leading green travel products
Data-driven innovation
Data intelligence

Building and maintaining
Partner engagement
Trusted Partnerships
Innovation
R&D

Planning
Enterprise design
Regulatory relations

Safety first
Bring people together
Cost effectiveness
Strategic management
Investment

HR
IT operations
Executive management

Facility management
Legal and compliance
Finance

Customer Journey
Journey 1
Journey 2
Journey 3
Journey 4

Channels & Tasks

Channel 1	Task 1.1	Task 2.1	Task 3.1	Task 4.1
Channel 2	Task 1.2	Task 2.2		
Channel 3	Task 1.3			

Products / Services
Product A
Product B
Service A
Service B

Organisation & Capabilities

Organisation Unit A	Capability A Good	Capability B Good	Capability C Good	Capability D Neutral	Capability E Good
Group A	Capability F Good	Capability G Neutral	Capability H Bad		
Organisation X Partner	Capability I Outsourced				

Map *your* galaxy

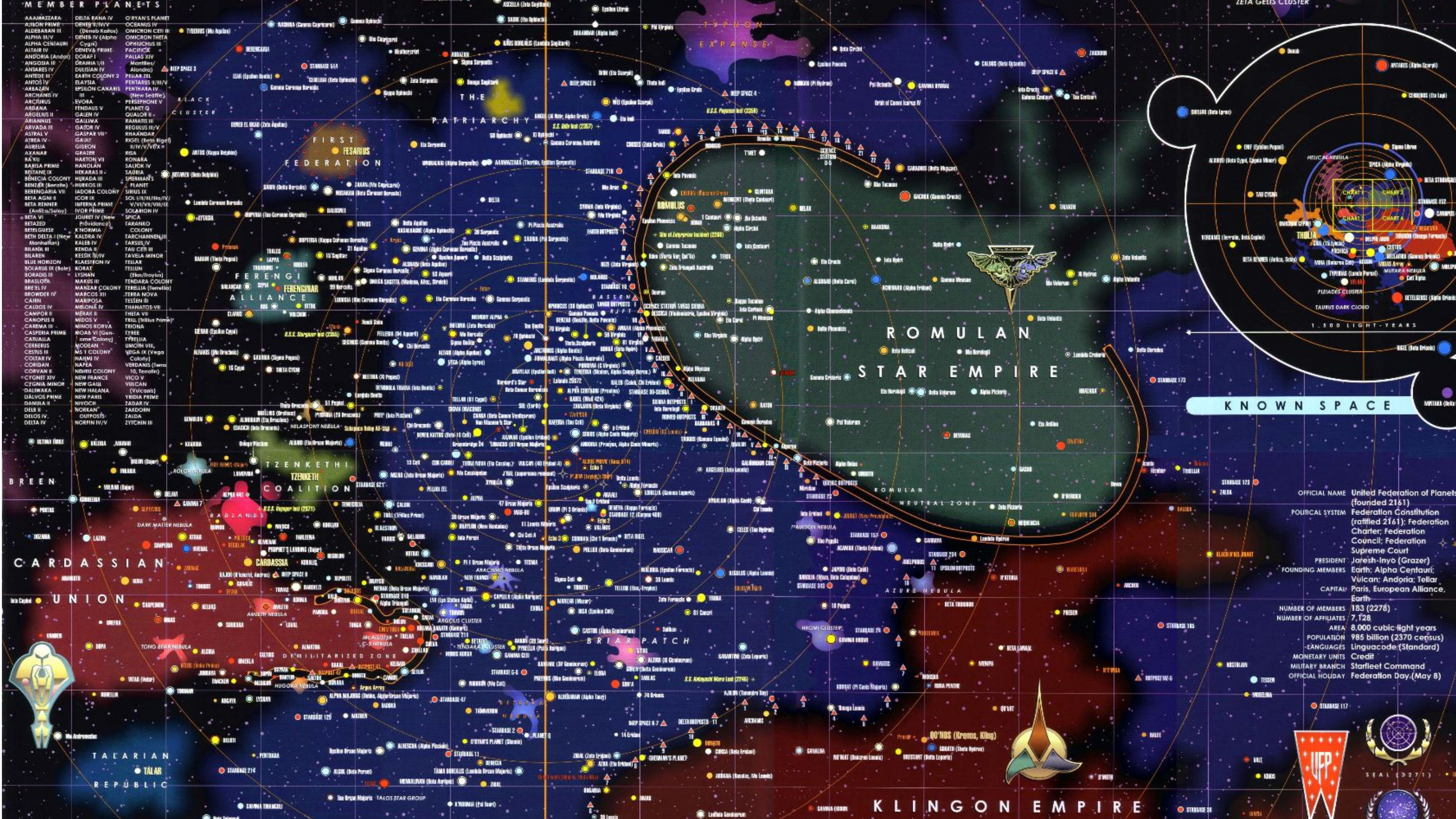

ZETA GELIS CLUSTER
TYPHON EXPANSE
BLACK CLUSTER
THE PATRIARCHY
FIRST FEDERATION
FESARIUS
FERENGI ALLIANCE
FERENGINAR
TZENKETHI COALITION
TZENKETH
BREEN
ROLOR NEBULA
BADLANDS
DARK MATTER NEBULA
CARDASSIAN UNION
CARDASSIA
AMLETH NEBULA
TONG BEAK NEBULA
DEMILITARIZED ZONE
HUGORA NEBULA
McALLISTER C-5 NEBULA
TALARIAN REPUBLIC
TALAR
TALOS STAR GROUP
HELASPONT NEBULA
ARACHNID NEBULA
ARGOLIS CLUSTER
BRIAR PATCH
BASSEN RIFT
ROMULUS
ROMULAN STAR EMPIRE
ROMULAN NEUTRAL ZONE
AZURE NEBULA
HROMI CLUSTER
KLINGON EMPIRE
Q'ONOS (Kronos, Kling)
THOLIA
PLEIADES CLUSTER
TAURUS DARK CLOUD
MUTARA NEBULA
1,500 LIGHT-YEARS
KNOWN SPACE
UFP
SEAL (2271)

MEMBER PLANETS

AAAMAZZARA
AJILON PRIME
ALDEBARAN III
ALPHA III/V
ALPHA CENTAURI
ALTAIR IV
ANDORIA (Andor)
ANGOSIA III
ANTARES IV
ANTEDE III
ANTOS IV
ARBAZAN
ARCHANIS IV
ARCTURUS
ARDANA
ARGELIUS II
ARIANNUS
ARVADA III
ASTRAL V
ATREA IV
AURELIA
AXANAR
BA'KU
BARISA PRIME
BETTANE IX
BENECIA COLONY
BENZAR (Benzite)
BERENGARIA VII
BETA AGNI II
BETA RENNER (Antica/Selay)
BETA VI
BETAZED
BETELGUESE
BETH DELTA I (New Manhattan)
BILANA III
BILAREN
BLUE HORIZON
BOLARUS IX (Bole)
BORADIS III
BRASLOTA
BRE'EL IV
BROWDER IV
CAIRN
CALDOS IV
CAMPOR III
CANOPUS III
CAREMA III
CASPERIA PRIME
CATUALLA
CERBERUS
CESTUS III
COLTAR IV
CORIDAN
CORVAN II
CYGNET XIV
CYGNIA MINOR
DALIWAKA
DALVOS PRIME
DANULA II
DELB II
DELOS IV
DELTA IV
DELTA RANA IV
DENEB II/IV/V (Deneb Kaitos)
DENEB IV (Alpha Cygni)
DENEVA PRIME
DORAF I
DRAMIA I/II
DULISIAN IV
EARTH COLONY 2
ELAYSIA
EPSILON CANARIS III
EVORA
FENDAUS V
GALEN IV
GALLIMA
GALOR IV
GASPAR VII
GAULT
GIDEON
GRAZER
HAKTON VII
HANOLAN
HEKARAS II
HURADA III
HURKOS III
IADORA COLONY
ICOR IX
INFERNA PRIME
IVOR PRIME
JOURET IV (New Providence)
K'NORMIA
KALDRA IV
KALEB IV
KENDA II
KESSIK III/IV
KLAESTRON IV
KORAT
LYSHAN
MAKUS III
MANZAR COLONY
MARCOS XII
MARIPOSA
MELONA IV
MERAK II
MIDOS V
MINOS KORVA
MOAB VI (Genome Colony)
MODEAN
MS 1 COLONY
NAHMI IV
NAPEA
NEIBIRU COLONY
NEW FRANCE
NEW GAUL
NEW HALANA
NEW PARIS
NIVOCH
NORKAN OUTPOSTS
NORPIN IV/V
O'RYAN'S PLANET
OCEANUS IV
OMICRON CETI III
OMICRON THETA
OPHIUCHUS III
PACIFICA
PALLAS XIV (Mantilles/Alondra)
PELIAR ZEL
PENTARUS II/III/V
PENTHARA IV (New Seattle)
PERSEPHONE V
PLANET Q
QUALOR II
RAMATIS III
REGULUS III/V
RHAANDAR
RIGEL (Beta Rigel) II/IV/V/VI/X
RISA
RONARA
SALTOK IV
SAURIA
SHERMAN'S PLANET
SIRIUS IX
SOL I/II/III/IIIa/IV/V/VI/VII/VIII/IX
SOLARION IV
SPICA
TARANKO COLONY
TARCHANNEN III
TARSUS IV
TAU CETI III
TAVELA MINOR
TELLAR
TELLUN (Elas/Troyius)
TENDARA COLONY
TERELLIA (Terrellia)
TERRA NOVA
TESSEN III
THANATOS VII
THETA VII
TRILL (Trillius Prime)
TRIONA
TYREE
TYRELLIA
UMOTH VIII
VEGA IX (Vega Colony)
VERDANIS (Terra 10, Terralin)
VICO V
VULCAN (Vulcanis)
YRIDIA PRIME
ZADAR IV
ZAKDORN
ZALDA
ZYTCHIN III

OFFICIAL NAME	United Federation of Planets (founded 2161)
POLITICAL SYSTEM	Federation Constitution (ratified 2161); Federation Charter; Federation Council; Federation Supreme Court
PRESIDENT	Jaresh-Inyo (Grazer)
FOUNDING MEMBERS	Earth; Alpha Centauri; Vulcan; Andoria; Tellar
CAPITAL	Paris, European Alliance, Earth
NUMBER OF MEMBERS	183 (2278)
NUMBER OF AFFILIATES	7,128
AREA	8,000 cubic light years
POPULATION	985 billion (2370 census)
LANGUAGES	Linguacode (Standard)
MONETARY UNITS	Credit
MILITARY BRANCH	Starfleet Command
OFFICIAL HOLIDAY	Federation Day (May 8)

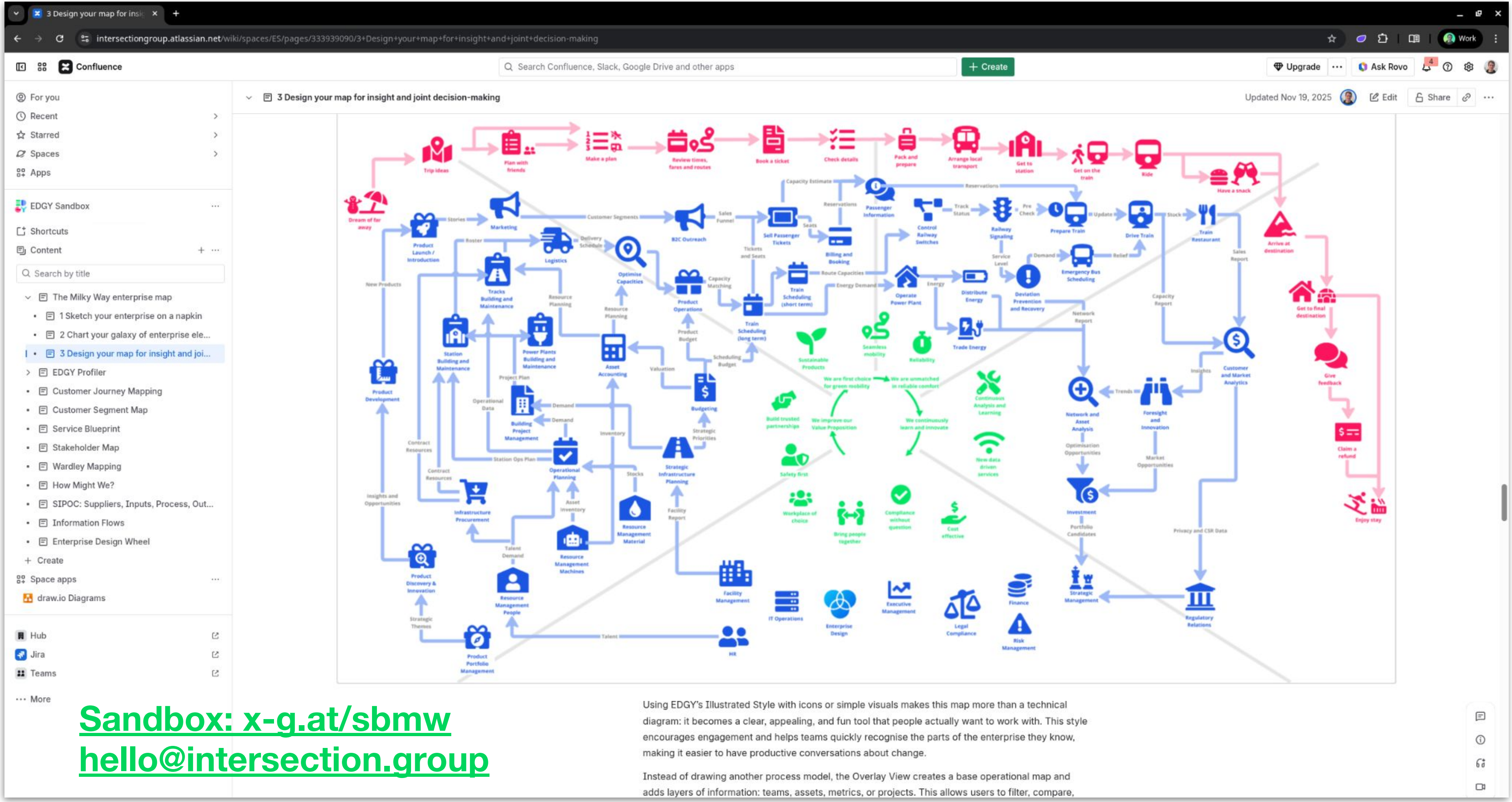

3 Design your map for insi
intersectiongroup.atlassian.net/wiki/spaces/ES/pages/333939090/3+Design+your+map+for+insight+and+joint+decision-making
Work
Confluence
Search Confluence, Slack, Google Drive and other apps
+ Create
Upgrade
Ask Rovo
For you
Recent
Starred
Spaces
Apps
EDGY Sandbox
Shortcuts
Content
Search by title
The Milky Way enterprise map
1 Sketch your enterprise on a napkin
2 Chart your galaxy of enterprise ele...
3 Design your map for insight and joi...
EDGY Profiler
Customer Journey Mapping
Customer Segment Map
Service Blueprint
Stakeholder Map
Wardley Mapping
How Might We?
SIPOC: Suppliers, Inputs, Process, Out...
Information Flows
Enterprise Design Wheel
+ Create
Space apps
draw.io Diagrams
Hub
Jira
Teams
More
3 Design your map for insight and joint decision-making
Updated Nov 19, 2025
Edit
Share

Using EDGY's Illustrated Style with icons or simple visuals makes this map more than a technical diagram: it becomes a clear, appealing, and fun tool that people actually want to work with. This style encourages engagement and helps teams quickly recognise the parts of the enterprise they know, making it easier to have productive conversations about change.

Instead of drawing another process model, the Overlay View creates a base operational map and adds layers of information: teams, assets, metrics, or projects. This allows users to filter, compare,

Sandbox: x-g.at/sbmw
hello@intersection.group

INTERSECTION
GROUP

We help people create better enterprises.

hello@intersection.group

www.intersection.group
www.enterprise.design
Get this deck: x-g.at/mw26